

Administrative Systems FY19 Project Portfolio Summary

153

Projects

(Net Changes since 5/31/19)

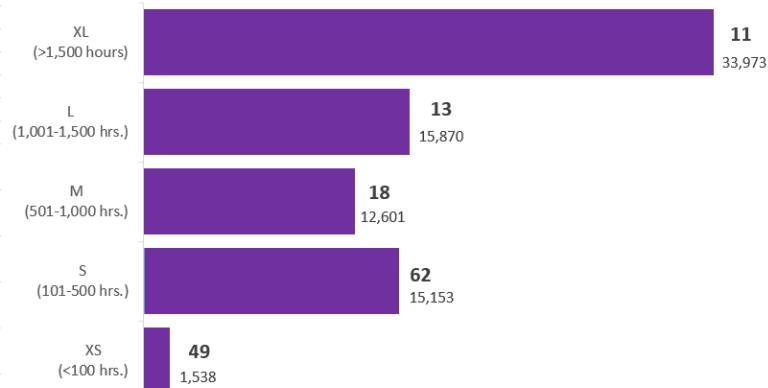
by NUIT Team

- 20** ADO (+1)
- 24** DMA (+1)
- 40** ESAF (-1)
- 56** ESHRS (+2)
- 7** IdS (+1)
- 6** PMO (+1)

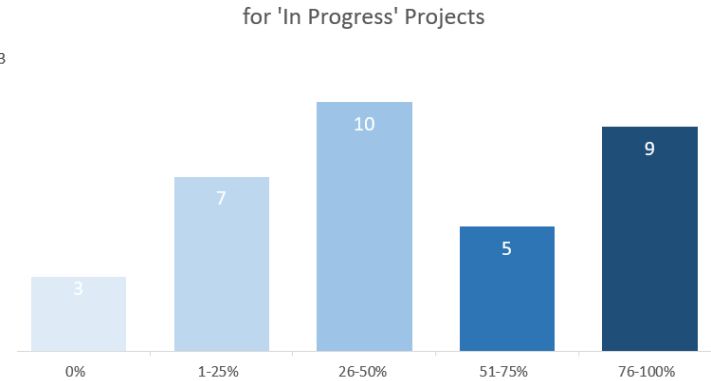
by Project State

- 92** Complete
- 34** In Progress
- On Hold
- Not Started
- 27** Cancelled

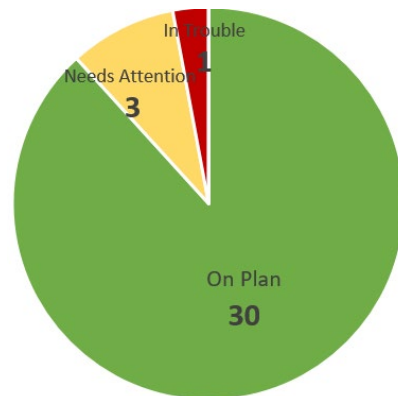
Work Effort



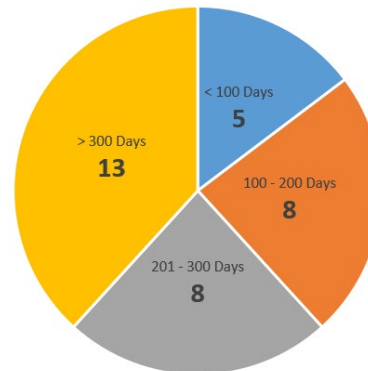
Project % Complete



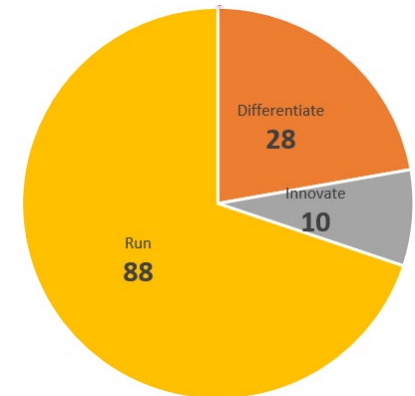
Portfolio Health



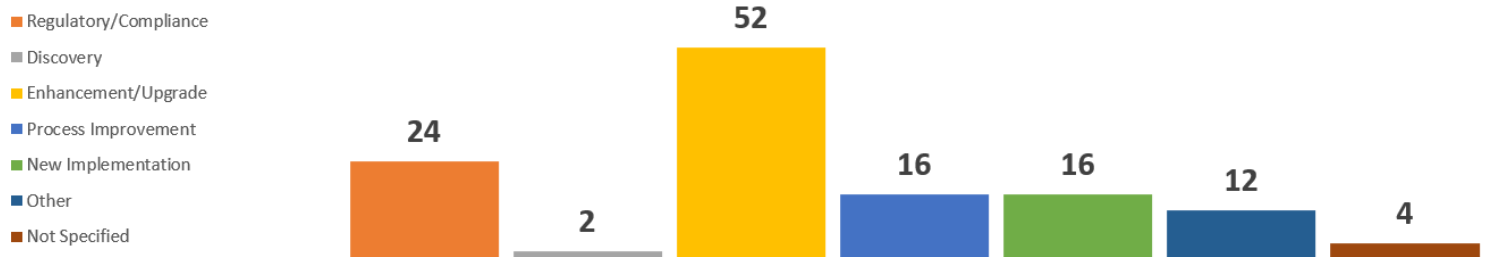
Project Duration



Work Category



Project Type Summary



Northwestern Information Technology Administrative Systems Project Portfolio Summary

Business Capabilities Alignment (Excludes Cancelled)

STUDENT			TEACH/LEARN			RESEARCH			EMPLOYMENT			FACULTY		ORGANIZATION			SERVICE		
Recruit	Support	Former Student	Curriculum	Teach	Learn	Initiate	Conduct	Societal Impact	Engage	LifeCycle	Develop	LifeCycle	Data	University Outreach	Org Performance	Risk Mgmt.	Financial Mgmt.	Campus Mgmt.	Information Mgmt.
6	10	5	-	-	4	1	6	2	2	22	7	-	-	6	-	-	21	1	33

Portfolio Velocity (Excludes Cancelled)

	9/2018	10/2018	11/2018	12/2018	1/2019	2/2019	3/2019	4/2019	5/2019	6/2019	7/2019	8/2019	Post FY19
Portfolio Velocity – Planned Dates													
Start Month – Planned Active	35	52	52	49	50	51	53	45	46	46	48	54	
Planned Start (+)	+26	+8	+6	+4	+9	+5	+2	+8	+6	+5	+8	+4	
Demand (Hrs.)	2,494	3,393	3,141	2,746	3,702	3,160	4,121	4,896	5,614	4,258	4,413	4,271	
Planned Finish (-)	-9	-8	-9	-3	-8	-3	-10	-7	-6	-3	-2	-24	-34
End Month – Planned Active	52	52	49	50	51	53	45	46	46	48	54	34	
Portfolio Velocity – Scheduled Dates													
Start Month – Scheduled Active	40	67	70	64	66	63	63	58	57	56	58	-	-
Scheduled Start	23	7	4	6	7	5	4	7	7	4	7	5	-
Scheduled Finish	9	7	9	5	10	6	8	10	6	-	4	16	36
End Month – Scheduled Active	67	70	64	66	63	63	58	57	56	58	61	-	-

Northwestern Information Technology
FY19 Project Portfolio Changes

FY19 Project Portfolio (9/1/2018)

298	Requests Submitted
- 84	Requests Declined
- 90	Deferred to FY20
124	FY19 Projects
+ 32	FY18 Carryover Projects

156 Projects

FY19 Project Portfolio (6/30/2019)

+ 5	Additional Carryover
+ 1	FY19 Corrections (Additions)
+ 20	New Requests
- 2	Declined Requests
- 36	Deferred to FY20
+ 20	Added from FY20
- 2	Moved to CI
+ 1	Moved from CI
- 8	Removed from Portfolio
- 2	Consolidated Projects

153 Projects