



GM

Last update: 6/4/2018

Grants Management
reports

Table of Contents

Click on a report name to navigate directly to that page.

GM011 - Sponsored Research Expenditures Report.....	4
GM014 - F&A Revenue Offset Setup Report.....	6
GM023 - Multi-Project Summary.....	8
GM026 - Project Information Lookup Report	10
GM030 - Award Amount Expected	12
GM033 - Project Account Summary.....	14
GM035 - Industry Clinical Trial Activity Report.....	17
GM044 - Sponsored Project Portfolio	19
GM045 - Sponsored Project Budget Statement	22
GM047 - Milestone (Deliverable) Report.....	26
GM049 - Aging Submitted Proposals.....	28
GM052 - Faculty Proposal Activity	30
GM054 - Negotiation Notes Report	33
GM055 - Negotiation Status Report	35
GM057 - Faculty Award Activity	37
GM059 - Proposed and Funded Cost Share.....	41
GM060 - Active Awards - All Roles	44
GM063 - Sponsor Trends: Awards	46
GM064 - Monthly Award Detail.....	48
GM065 - Proposals Summary by Sponsor Type	52
GM066 - Proposals Summary by Management Area.....	53
GM067 - Awards Summary by Management Area	57
GM068 - Awards Summary by Sponsor Type.....	60
GM070 - Awards with Required Cost Sharing	62

GM071 - Monthly Proposal Detail..... 65

GM072 - Award Analysis..... 68

GM073 - Proposal Success Rate..... 71

GM074 - Proposal Analysis..... 73

GM084 - Completed Awards within Three Years - All Roles..... 77

GM085 - Pending Proposals - All Roles..... 79

GM086 - Projects Balances Report..... 81

GM090 - Award Projection Report..... 85

GM091 - Sponsor Payments Received Report..... 88

GM092 – Subcontract Monitoring Report..... 91

GM093 – Cost Share Commitment Status..... 95

GM094 – Cost Share Journal Details 97

GM095 – Clinical Trial Actuals Balance Report 99

GM011 - Sponsored Research Expenditures Report

Returns Direct Costs, F&A, and Total Costs by Project ID. It can be run for a specific date range by Department, PI, or Award ID. *The direct costs on this report may vary from the GM045 - Sponsored Project Budget Statement because this report does NOT include budget-checked expenses that have not yet been approved.*

Navigation: School > Sponsored Programs Management

Northwestern

GM011 - Sponsored Research Expenditures Report

Business Unit
Select a Business Unit.

*

NWUNV

Reporting Period
Use the radio button to select the period for which the report should be run.
Note: Running by Fiscal Year & Accounting Period will also return figures for Fiscal Year To Date.

*

☐ Inception To Date

☒ Fiscal Year & Accounting Period

Fiscal Year
Select a Fiscal Year.

*

Fiscal Year

Accounting Period
Select an Accounting Period.

*

Accounting Period

Project Type
Select one or more Project Types.

FEDG - Federal Grants and Contracts

FFTR - Federal Flow-Through

INDCT - Industry Clinical Trials

NON - Non-Fed Non-Industry Clinical

STATE - State of Illinois Funding

[Select all](#) [Deselect all](#)

Project Status
Use the radio buttons to filter projects based on status.

*

☒ All Projects

☐ Active Projects Only

☐ Inactive Projects Only

Project PI
Select one or more Project PIs.

Tip: Only the first 300 results can be displayed. Enter more information below and search again to reduce the number of search results.

Keywords:
Type one or more keywords separated by spaces.

Options

Results:

Insert

Remove

[Select all](#) [Deselect all](#)

Choices:

[Select all](#) [Deselect all](#)

Department Prompt
Use the radio buttons to select a department(s) from a tree or by ID/description.

*

☒ Tree

☐ Department Search & Select

Department Tree Node
Select one or more Department Tree Nodes.

All Departments

[Deselect all](#)

Award ID
Select one or more Award IDs.

Tip: Only the first 300 results can be displayed. Enter more information below and search again to reduce the number of search results.

Keywords:
Type one or more keywords separated by spaces.

Options

Results:

Insert

Remove

[Select all](#) [Deselect all](#)

Choices:

[Select all](#) [Deselect all](#)

NU Report Inventory – GM

Page 4

Northwestern

Sponsored Research Expenditures Report

Fiscal Year: Inception To Date
Accounting Period: Inception To Date


Business Unit: NWUNV
Project Type: All
Project Status: All Projects
Project PI: All
Department: All
Award ID: SP
ML

Project	Award ID	Sponsor	PI	Activity ID	Project Type	Dept ID	Department Description	Fund Code	Fund Description	Direct Costs	F&A Costs	Cumulative Expenses
		National Science Foundation		01	FEDG			610	Federal Grants and Contracts	\$54,317.64	\$23,425.47	\$77,743.11
		National Science Foundation		01	FEDG			610	Federal Grants and Contracts	\$17,046.91	\$8,949.73	\$25,996.64
		National Science Foundation		01	FEDG			610	Federal Grants and Contracts	\$251,717.22	\$111,244.58	\$362,961.80
		National Science Foundation		01	FEDG			610	Federal Grants and Contracts	\$354,084.02	\$163,223.14	\$517,307.16
		National Science Foundation		01	FEDG			610	Federal Grants and Contracts	\$137,346.81	\$69,095.19	\$206,442.00
		National Science Foundation		01	FEDG			610	Federal Grants and Contracts	\$79,652.33	\$40,246.67	\$119,899.00
		National Science Foundation		01	FEDG			610	Federal Grants and Contracts	\$227,104.60	\$96,838.87	\$323,943.47
		National Science Foundation		01	FEDG			610	Federal Grants and Contracts	\$69,818.20	\$30,244.48	\$100,062.68
		National Science Foundation		01	FEDG			610	Federal Grants and Contracts	\$48,096.75	\$23,554.67	\$71,651.42

GM014 - F&A Revenue Offset Setup Report

Contains the current demographic data to validate the correct recovery department and percentage has been setup.

Navigation: School > Sponsored Programs Management



NORTHWESTERN
UNIVERSITY

F&A Revenue Offset Setup Report

Business Unit
Select a Business Unit.

*

Department Prompt
Use the radio buttons to select one or more departments from a tree or by ID/description.

* ☐ Tree
☒ Department Search & Select

Department
Select one or more Departments.

Tip: Only the first 300 results can be displayed. Enter more information below and search again to reduce the number of search results.

Keywords:
Type one or more keywords separated by spaces.

[Options](#) ▾

Results:

[Select all](#) [Deselect all](#)

➤

➤

[Select all](#) [Deselect all](#)

Project Type
Select one or more Project Types.

FEDG - Federal Grants and Contracts
FFTR - Federal Flow-Through
INDCT - Industry Clinical Trials
NON - Non-Fed Non-Industry Clinical
STATE - State of Illinois Funding

Project
Select one or more Projects.

Tip: Only the first 300 results can be displayed. Enter more information below and search again to reduce the number of search results.

Keywords:
Type one or more keywords separated by spaces.

[Options](#) ▾



NORTHWESTERN
UNIVERSITY

F&A Revenue Offset Setup Report


Business Unit: NWUNV
Department: All
Project Type: INDCT - Industry Clinical Trials
Project: All

Project	Project Description	PI	Project Type	School	Project Dept	Project Dept Description	F&A Beneficiary Dept	F&A Beneficiary Dept Description	% Pledged	Revenue Offset Dept	Revenue Offset Dept Description	FA Base	FA Rate
			INDCT						40.0%			TDC	26.0%
			INDCT						60.0%			TDC	26.0%
			INDCT						40.0%			TDC	26.0%
			INDCT						60.0%			TDC	26.0%
			INDCT						40.0%			TDC	26.0%
			INDCT						60.0%			TDC	26.0%
			INDCT						40.0%			TDC	26.0%
			INDCT						60.0%			TDC	26.0%
			INDCT						40.0%			TDC	26.0%
			INDCT						60.0%			TDC	26.0%
			INDCT						40.0%			TDC	26.0%
			INDCT						60.0%			TDC	26.0%
			INDCT						40.0%			NOFA	0.0%

GM023 - Multi-Project Summary

This report presents summary award and project data in order to facilitate budgetary and expenditure oversight at the award level for multi-project grants and confirm that the sum of the project budgets is equal to the awarded amount.

Navigation: School > Sponsored Programs Management



NORTHWESTERN
UNIVERSITY

Multi-Project Summary Report

Business Unit
Select a Business Unit.

NWUNV

Sponsor
Select one or more Sponsors.

Tip: Only the first 300 results can be displayed. Enter more information below and search again to reduce the number of search results.

Keywords:
Type one or more keywords separated by spaces.

Search

Options

Results:

Insert

Remove

Choices:

Select all Deselect all

Contract Status
Use the radio buttons to filter contracts based on status.

All Contracts

Active Contracts Only

Pending Contracts Only

Inactive Contracts Only

Contract
Select one or more Contracts.

Tip: Only the first 300 results can be displayed. Enter more information below and search again to reduce the number of search results.

Keywords:
Type one or more keywords separated by spaces.

Search

Options

Results:

Insert

Remove

Choices:

Select all Deselect all

Bill Type
Select one or more Bill Types.

FCT

FNC

INB

INM

LOC

PPD

SCH

Select all Deselect all

Department Prompt
Use the radio buttons to select one or more departments from a tree or by ID/description.

Tree

Department Search & Select

Department Tree Node
Select one or more Department Tree Nodes.

All Departments

Deselect all



NORTHWESTERN
UNIVERSITY

Multi-Project Summary Report

Award to Date as of Sep 6, 2011

Business Unit: NWUNV

Bill Type: All

Sponsor: All

Contract: SP

In:

Contract Status: Active Contracts Only

Department: All

Award: [REDACTED] Sponsor: Department of Transportation
Referen: [REDACTED] LOC Doc ID: -
Award F: [REDACTED] Award Dates: 7/1/07 - 8/31/12
Primary: [REDACTED] Inst

Contract Line Number: 1
Bill Type: INM GCF: [REDACTED] Product ID: GRANTS_REIMBURSABL
Billing Limit: \$12,310,500.00 Total Billed: \$9,677,639.53 Total Received: \$0.00

Project	Project Description	Project PI	Project Dates	Project Status	Department	Fund Code	Total Project Budget (A)	Project to Date Expenses (B)	Open Encumbrances (C)	Remaining Balance A-(B+C)
			3/7/08 - 9/30/11	Open		610	\$306,305.42	\$306,305.42	\$0.00	\$0.00
			3/7/08 - 9/30/11	Open		610	\$215,734.12	\$215,734.62	\$0.00	(\$0.50)
			3/7/08 - 9/30/11	Open		610	\$296,406.82	\$295,613.93	\$0.00	\$792.89
			3/7/08 - 8/31/11	Open		610	\$73,688.00	\$70,379.39	\$0.00	\$3,308.61
			3/7/08 - 9/30/11	Open		191	\$147,800.00	\$150,024.36	\$0.00	(\$2,224.36)
			3/7/08 - 9/30/11	Open		610	\$800,000.00	\$699,692.12	\$45,366.76	\$54,941.12
			3/1/08 - 8/31/09	Open		610	\$97,844.32	\$97,844.32	\$0.00	\$0.00
			8/8/07 - 9/30/11	Pending Close		610	\$217,699.82	\$218,184.42	\$0.00	(\$484.60)
			8/8/07 - 9/30/11	Open		610	\$406,689.00	\$313,045.30	\$32,298.86	\$61,344.84
			8/8/07 - 9/30/11	Open		610	\$1,219,395.00	\$995,535.70	\$16,235.93	\$207,623.37
			8/8/07 - 6/30/11	Open		610	\$414,036.00	\$339,059.94	\$467.97	\$74,508.09

Gives departments the ability to look up active Projects by department ID or project ID. Specifically, Recharge Centers can determine whether expenses can be charged. Report returns basic demographic data on a project such as Department, Title, PI, and Begin/End Dates.

Navigation: School > Sponsored Programs Management



Business Unit

Select a Business Unit.

NWUNV

Department Prompt

Use the radio buttons to select a department(s) from a tree or by ID/description.

Tree

Department Search & Select

Department Tree Node

Select one or more Department Tree Nodes.

All Departments

Project

Select one or more Projects.

Tip: Only the first 300 results can be displayed. Enter more information below and search again to reduce the number of search results.

Keywords:

Type one or more keywords separated by spaces.

Search

Options

Results:

Insert

Remove

Select all

Deselect all

Choice:

Select all

Deselect all



NORTHWESTERN
UNIVERSITY

Project Information Lookup Report

Business Unit: NWUWV

Department:

Project:

Project	Project Description	Sponsor	Project Status	PI	Department ID	Department Description	Project Start Date	Project End Date
		Pfizer Inc.	Open				4/1/07	12/31/19
		Genomic Health, Inc.	Open				4/1/07	12/31/19
		sanofi-aventis U.S. LLC	Open				6/1/07	12/31/19
		Pfizer Inc.	Open				6/1/07	12/31/19
		Amgen, Inc.	Open				5/11/07	12/31/19
		Genentech, Inc.	Open				6/1/07	12/31/19
		Wyeth	Open				4/1/07	3/31/09
		Bristol-Myers Squibb Company	Open				6/1/07	12/31/19
		Novartis Pharmaceuticals Corporation	Open				6/1/07	12/31/19
		sanofi-aventis U.S. LLC	Open				6/1/07	12/31/19
		Bard Peripheral Vascular, Inc.	Open				6/1/07	12/31/19
		Eli Lilly and Company	Open				4/1/07	3/31/09
		GlaxoSmithKline plc	Open				6/1/07	5/31/09
		Eisai, Inc.	Open				8/1/07	12/31/19
		Bristol-Myers Squibb Company	Open				6/1/08	5/31/09
		Bristol-Myers Squibb Company	Open				6/1/08	5/31/09
		Bristol-Myers Squibb Company	Open				8/1/08	7/31/09
		Bayer HealthCare Pharmaceuticals, Inc.	Open				8/1/08	7/31/09
		Illinois Department of Public Health	Open				7/1/10	6/30/11
		National Cancer Institute	Open				9/1/10	8/31/11

GM030 - Award Amount Expected

Analysis of awarded proposals that are active during a selected time period by breaking down dollars by funding received, funding by anticipated out years, and funding by option years. Navigation: InfoEd_Reports > Projected Proposal/Award Trends




NORTHWESTERN
UNIVERSITY


Award Amount Expected

Award Project Period - Proposal activity will be limited to records that fall within the following award project period range.

From:



* Sep 6, 2011 

To:

* Sep 6, 2011 

Grant Contract Total - Restrict results to proposals with an awarded grant / contract total greater than or equal to the following amount.

Department Hierarchy - Please choose one or more department nodes in the department hierarchy below.

  Department Levels

[Deselect all](#)



Award Amount Expected Between Aug 1, 2011 and Sep 7, 2011

Grant/Contract Total: All
Department:

Institution Number	Main PI	Awarded Project Period	Total Award Direct Costs	Total Award Indirect Costs	Total Award Amount	Total Anticipated Direct Amount	Total Anticipated Indirect Amount	Total Anticipated Amount	Total Option Year Direct Amount	Total Option Year Indirect Amount	Total Option Year Amount	Grant / Contract Total
<div style="background-color: #cccccc; width: 100px; height: 100px;"></div>		9/1/07 - 8/31/12	\$1,290,080	\$1,365	\$1,291,445	\$0	\$0	\$0	\$0	\$0	\$0	\$1,291,445
		9/15/07 - 8/31/11	\$182,736	\$51,437	\$234,173	\$0	\$0	\$0	\$0	\$0	\$0	\$234,173
		9/1/07 - 8/31/11	\$132,770	\$38,125	\$170,895	\$0	\$0	\$0	\$0	\$0	\$0	\$170,895
		6/1/08 - 5/31/12	\$184,990	\$83,461	\$268,471	\$0	\$0	\$0	\$0	\$0	\$0	\$268,471
		6/16/08 - 9/30/12	\$1,590,072	\$413,647	\$2,003,719	\$0	\$0	\$0	\$0	\$0	\$0	\$2,003,719
		9/16/08 - 9/15/11	\$50,000	\$0	\$50,000	\$0	\$0	\$0	\$0	\$0	\$0	\$50,000
		9/1/08 - 8/31/11	\$3,375	\$0	\$3,375	\$1,125	\$0	\$1,125	\$0	\$0	\$0	\$4,500
		9/1/09 - 8/31/14	\$183,019	\$50,832	\$233,851	\$121,621	\$44,527	\$166,148	\$0	\$0	\$0	\$399,999
		6/1/09 - 5/31/12	\$227,923	\$102,077	\$330,000	\$0	\$0	\$0	\$0	\$0	\$0	\$330,000
		8/1/09 - 7/31/12	\$98,360	\$51,639	\$149,999	\$0	\$0	\$0	\$0	\$0	\$0	\$149,999
		7/15/09 - 6/30/13	\$216,344	\$95,998	\$312,342	\$74,908	\$32,749	\$107,657	\$0	\$0	\$0	\$419,999
		8/1/09 - 7/31/12	\$59,376	\$31,173	\$90,549	\$0	\$0	\$0	\$0	\$0	\$0	\$90,549
		9/1/09 - 8/31/12	\$130,218	\$59,780	\$189,998	\$0	\$0	\$0	\$0	\$0	\$0	\$189,998
		9/15/09 - 8/31/12	\$101,639	\$53,360	\$154,999	\$0	\$0	\$0	\$0	\$0	\$0	\$154,999
		9/1/09 - 8/31/11	\$70,707	\$34,293	\$105,000	\$0	\$0	\$0	\$0	\$0	\$0	\$105,000
		9/15/09 - 8/31/11	\$48,000	\$0	\$48,000	\$0	\$0	\$0	\$0	\$0	\$0	\$48,000
		9/16/09 - 9/15/12	\$50,000	\$0	\$50,000	\$0	\$0	\$0	\$0	\$0	\$0	\$50,000
		6/1/10 - 5/31/13	\$87,261	\$42,183	\$129,444	\$46,071	\$22,590	\$68,661	\$0	\$0	\$0	\$198,104
		9/15/10 - 8/31/13	\$140,095	\$58,701	\$198,796	\$71,600	\$29,604	\$101,204	\$0	\$0	\$0	\$300,000
		7/1/10 - 6/30/12	\$79,500	\$0	\$79,500	\$0	\$0	\$0	\$0	\$0	\$0	\$79,500

GM033 - Project Account Summary

Distributed by the central offices to notify PI's and Business Managers that the Award and Project have been set up in PeopleSoft and spending can begin on the project as well as notifying them of key changes to existing projects. Basic demographic data about the Award and Project is displayed along with the posted budget amounts broken out by Account and Activity. Real-time

Navigation: School > Sponsored Programs Management



NORTHWESTERN
UNIVERSITY

Project Account Summary

Business Unit

Select one or more Business Units.

*

Project

Search by entering all or part of a Project ID or its description.

Tip: Only the first 300 results can be displayed. Enter more information below and search again to reduce the number of search results.

Keywords:

Type one or more keywords separated by spaces.

[Options](#) ▾

* **Choice:**

Reprompt

Activity

Select one or more Activities.

New Funding Criteria

Select a date range where
New Funding Budgets were posted.

From Date

*

To Date

*

Evanston
2-502 Crown Center
633 Clark Street
(847) 491-3003

Northwestern University
Office for Sponsored Research
PROJECT ACCOUNT SUMMARY

Chicago
7th Floor - Rubloff Building
750 N.Lake Shore Drive
(312) 503-7955

Award Information - CNV0043354

Title:		New Sponsor Funding:	\$217,570.00
Award PI:		New Cost Share Funding:	\$0.00
Sponsor Ref Award #:		FDP/RTC:	Yes
Sponsor:	National Institute of General Medical	Clinical Trial:	No
Flow Through:	Sc No	CFDA:	93.859

Cumulative Award Budget to Date

Direct Costs Budget	F&A Costs Budget	Total Cost Share Budget	Total Budgeted
\$965,673.24	\$48,115.39	\$0.00	\$1,013,788.63

Chartstring Information

Type	Project ID	Department	Fund
Sponsored			610

Project Details -

Project Title:
Department Description:
Department:
Project PI:
Project Dts:

Activity: 01

F&A Rate: 8
F&A Base: TRAIN

Chartstring Information

Sponsored Project Budget Detail - Activity 01 Budget Period Ending 8/31/11

Description	Department	Fund	Activity	New Funding	Previous Funding	Cumulative Budget to Date
Consultant Services		610	01	\$0.00	\$0.00	\$0.00
Equip Under \$5000		610	01	\$0.00	\$0.00	\$0.00
Fringe Benefits		610	01	\$0.00	\$0.00	\$0.00
Library Materials, Restricted		610	01	\$0.00	\$0.00	\$0.00
NU Restricted Budget		610	01	\$17,142.85	\$4,324.20	\$0.00
Services		610	01	\$0.00	\$0.00	\$0.00

Evanston
2-502 Crown Center
633 Clark Street
(847) 491-3003

Northwestern University
Office for Sponsored Research
PROJECT ACCOUNT SUMMARY

Chicago
7th Floor - Rubloff Building
750 N.Lake Shore Drive
(312) 503-7955

Description	Department	Fund	Activity	New Funding	Previous Funding	Cumulative Budget to Date
Services, Restricted		610	01	\$0.00	\$0.00	\$0.00
Sponsor Restricted Budget		610	01	\$0.00	\$0.00	\$0.00
Stipend		610	01	\$104,880.00	\$308,118.00	\$501,248.00
Supplies		610	01	\$12,567.90	\$49,014.27	\$77,066.78
Travel, Domestic		610	01	\$9,900.02	\$6,255.32	\$23,127.46
Travel, Foreign		610	01	\$0.00	\$0.00	\$0.00
Travel, Participant Sup Cost		610	01	\$0.00	\$0.00	\$0.00
Tuition		610	01	\$62,892.00	\$221,339.00	\$364,231.00
Subtotal Direct Costs				\$207,382.77	\$589,050.79	\$965,673.24
F&A		610	01	\$10,187.23	\$29,071.21	\$48,115.39
Subtotal Sponsored Project Budget Detail				\$217,570.00	\$618,122.00	\$1,013,788.63

Total Project Activity 01 Budget

	\$217,570.00	\$618,122.00	\$1,013,788.63
--	---------------------	---------------------	-----------------------

Total Project Budget

	\$217,570.00	\$618,122.00	\$1,013,788.63
--	---------------------	---------------------	-----------------------

Prepared By:

Appropriation Notes

This institution is a signatory to the Federal Demonstration Partnership (FDP) Phase IV Agreement which requires active institutional participation in new or ongoing FDP demonstrations and pilots. Carry over of an unobligated balance into the next budget period requires Grants Management Officer prior approval.

This award reflects use of an unobligated balance of \$21,467 based on the year 16 Financial Status Report (FSR). Although this award reflects an adjustment, this is not a decrease in funding for the project.

In accordance with the November 22, 2005 letter, information regarding the program's minority recruitment plan and its implementation must be included in each non-competing continuation application. New efforts and results should be reported.


It is understood that no trainee will be permitted to work on any project involving live vertebrate animals or human subjects that has not been approved by the IACUC and/or IRB, as appropriate.

This award includes funds to support 5 trainees (60 Trainee Months). The maximum number of trainees that may be appointed without the prior written approval of NIGMS staff is 6 (72 Trainee Months) if funds are available through rebudgeting.

Conflict of Interest Reminder: All investigators must update conflict of interest disclosures as new reportable conflicts of interest are discovered. Such disclosures should be made in a timely manner in order to maintain compliance with sponsor requirements. Investigator is defined as the PI, co-PI, or any other person responsible for the design, conduct, or reporting or activities related to this project. The updated disclosure should be made on an OSR-100 form, available at <http://www.research.northwestern.edu/research/osr/forms.html>

GM035 - Industry Clinical Trial Activity Report

Shows clinical trial activity by Fiscal Year, Sponsor, Department and PI. The activity displayed compares the Total Maximum Award Amount to the Cumulative Expenses to the Total Cash Received. Navigation: School > Sponsored Programs Management



Industry Clinical Trial Activity Report

Fiscal Year
Select a Fiscal Year.

2010

Contract Status
Select one or more Contract Statuses.

ACTIVE
CLOSED
PENDING

Select all Deselect all

Sponsor
Select one or more Sponsors.

Tip: Only the first 300 results can be displayed. Enter more information below and search again to reduce the number of search results.

Keywords:
Type one or more keywords separated by spaces.

Search

Options ▾

Results:

Insert

Remove

Select all Deselect all

Choices:

Select all Deselect all

Award PI
Select one or more Award PIs.

Tip: Only the first 300 results can be displayed. Enter more information below and search again to reduce the number of search results.

Keywords:
Type one or more keywords separated by spaces.

Search

Options ▾

Results:

Insert

Remove

Select all Deselect all

Choices:

Select all Deselect all

Prompt Selection
Use the radio buttons to select a department(s) from a tree or by ID/description.

☐ Tree
☒ Department Search & Select

Department
Search by entering all or part of a Department ID or its description.

Tip: Only the first 300 results can be displayed. Enter more information below and search again to reduce the number of search results.

Keywords:
Type one or more keywords separated by spaces.

5202000 Search

Options ▾

Results:

5202000 - Dermatology

Insert

Remove

Select all Deselect all

Choices:

5202000 - Dermatology



**NORTHWESTERN
UNIVERSITY**

Industry Clinical Trial Activity Report


Fiscal Year: 2010
Sponsor: All
Contract Status: ACTIVE
Department:
Award PI:

Award ID	Description	Sponsor Reference Award #	Sponsor Name	Award PI	Department	Primary Project ID	Project Period	F&A%	Max Award Amount	Cumulative Expenses	Total Cash Received	Fiscal Year
CNW0045283	Prot# FHI-03-0-161 / FG-506-06	FHI-03-0-161 / FG-506-06-37	Jubilant Clinsys, Inc.				7/28/05 - 12/1/11	26.0%	\$948,500.00	\$1,890.00	\$29,000.00	2010
CNW0045964	Prot# 20050111: An Open-Label	20050111	Immunex Corporation				9/29/05 - 12/31/11	26.0%	\$299,640.81	\$31,616.25	\$19,983.60	2010
CNW0046159	Prot# ACD3101g: Raptiva® Epide	ACD3101g	PPD Development				1/10/06 - 10/1/11	26.0%	\$64,250.00	\$0.00	\$295.00	2010
CNW0046784	Prot:The Impact of Treating St	Agmt 10/18/05	Johnson & Johnson				10/18/05 - 9/1/11	26.0%	\$20,034.00	\$5,561.01	\$0.00	2010
CNW0058157	Prot# 2005NMMF-201-US: A Phase	2005NMMF-201-US	Yaupon Therapeutics, Inc.				6/13/07 - 2/1/12	26.0%	\$592,443.00	\$32,310.41	\$52,094.13	2010
SP0000466	Tadalafil for the Treatment of	Agmt 5/19/08	Lilly ICOS LLC				5/19/08 - 11/1/11	26.0%	\$54,194.00	\$11,513.63	\$12,600.00	2010
SP0001279	Prot# SR06-1029: Phase II Rand	SR06-1029	Bayer HealthCare Pharmaceuticals, Inc.				5/22/08 - 12/31/10	26.0%	\$146,172.00	\$20,272.79	\$27,216.00	2010
SP0001582	Prot# HBS701: A Phase 1, Mult	HBS701	Camargo Pharmaceutical Services, LLC				2/14/08 - 2/14/14	26.0%	\$176,353.00	\$37,307.32	\$0.00	2010
SP0001875	A Multicenter, Open-Label, Con	POX-MVA-008 // HHSN266200400072C	Bavarian Nordic A/S				3/1/08 - 2/28/09	26.0%	\$141,259.90	\$16.10	\$9,884.46	2010
SP0003499	Prot# 2007NMMF-202-US: An Ope	2007NMMF-202-US	Yaupon Therapeutics, Inc.				8/7/08 - 11/1/11	26.0%	\$79,995.00	\$27,591.39	\$25,957.46	2010
SP0003660	Prot# RD.03.SPR.29075: Efficac	RD.03.SPR.29075	Galderma Laboratories, Inc.				7/12/08 - 12/31/19	26.0%	\$38,293.17	\$563.00	\$9,838.22	2010
SP0004216	Prot# C0168203: A Multicenter	C0168203	REGISTRAT, Inc.				8/15/08 - 3/2/14	26.0%	\$86,940.00	\$7,391.41	\$12,888.62	2010
SP0004438	Prot# SHH4476g: A Pivotal Pha	Prot# SHH4476g	Genentech, Inc.				2/16/09 - 2/16/12	26.0%	\$538,676.00	\$16,201.87	\$37,442.00	2010
SP0005820	Prot#CA-P-6397-1: A Mult-Cent	Prot# CA-P-6397-1	INC Research				4/9/09 - 4/9/12	26.0%	\$74,889.44	\$3,455.22	\$17,272.36	2010
SP0005825	Prot# MCB 0501 INT: Safety and	Prot# MCB 0501 INT	Health Decisions Inc.				5/28/09 - 5/28/12	26.0%	\$65,562.00	\$1,209.51	\$4,178.16	2010
SP0005999	Prot# PG-041108: Utility of	Prot# PG-041108	Abbott Laboratories				4/23/09 - 4/23/12	26.0%	\$95,000.00	\$5,745.47	\$12,500.00	2010
Total									\$3,735,455.10	\$202,645.38	\$271,150.01	

GM044 - Sponsored Project Portfolio

Used by PI's, Department Administrators, and ASRSP to view budget balances by project and by project/budget category.

Navigation: School > Sponsored Programs Management



NORTHWESTERN
UNIVERSITY

GM044 - Sponsored Project Portfolio

Business Unit
Select a Business Unit.

* NWUNV

Date Options
Select a [date option](#)

☐ Current Period
☐ Previous Period
☒ User Defined Period

Fiscal Year
Select a Fiscal Year.

* Fiscal Year

Accounting Period
Select an Accounting Period.

* Accounting Period

Manager/Reviewer
Search by entering all or part of a Manager/Reviewer Name or NetID.
More information: [ChartField Managers Job Aid \(pdf\)](#)

Tip: Only the first 300 results can be displayed. Enter more information below and search again to reduce the number of search results.

Keywords:
Type one or more keywords separated by spaces.

[Options](#) ▾

Results:		Choice:
	<input type="button" value="Insert"/> ➡	
	<input type="button" value="Remove"/> ⬅	

Department Prompt
Use the radio buttons to select one or more departments from a tree or by ID/description.

☒ Tree
☐ Department Search & Select

Department Tree Node
Select one or more Department Tree Nodes.

☒ All Departments

[Deselect all](#)

Project Status
Use the radio buttons to filter projects based on status.

☐ All Projects
☒ Active Projects Only
☐ Inactive Projects Only

[Select all](#) [Deselect all](#)

[Select all](#) [Deselect all](#)

Award ID

Select one or more Award IDs.

Tip: Only the first 300 results can be displayed. Enter more information below and search again to reduce the number of search results.

Keywords:

Type one or more keywords separated by spaces.

[Options](#) ▾

Results:

[Select all](#) [Deselect all](#)

Choice:

[Select all](#) [Deselect all](#)

Negative Balance Only

Check this prompt to only display projects with a Negative Balance only.

☐ Show Negative Balance Only

Optional Columns

- ☐ Show Category (Fund Description)
☐ Show Total Remaining Directs

Project

Select one or more Projects.

Tip: Only the first 300 results can be displayed. Enter more information below and search again to reduce the number of search results.

Keywords:

Type one or more keywords separated by spaces.

[Options](#) ▾

Results:

[Select all](#) [Deselect all](#)

Choice:

[Select all](#) [Deselect all](#)



NORTHWESTERN
UNIVERSITY

Sponsored Project Portfolio

For Fiscal Year 2016
As of Accounting Period 8 - April 2016 (Open)

Fiscal Year: Current Period
Accounting Period: Current Period
Business Unit: NWUNV
Manager/Reviewer: All
Award ID:
Department: All
Project Status: Active Projects Only
Project: All
Negative Balance Only: No

Department:

PI:

Project	Activity	Description	Award ID	Sponsor	Sponsor Reference Award #	FAIN	Fund Code	Category	Activity Start Date	Activity End Date	Project End Date	F&A%	(A) Cumulative Budget To Date	(B) Direct Cost Expenditures	(C) Direct Cost Encumbrance	(D) F&A Expenditures	(E) F&A Encumbrance	Total Remaining Directs	A- (B+C+D+E) Available Balance
	01	Subproject for In	SPC	Department of Energy	DE-EE0006449	DE-EE0006449	610	Sponsor	10/1/2013	4/30/17	4/30/2017	54.50%	\$185,009.00	\$75,368.51	\$2,044.50	\$41,076.30	\$1,114.25	\$47,454.99	\$65,405.44
Total for													\$185,009.00	\$75,368.51	\$2,044.50	\$41,076.30	\$1,114.25	\$47,454.99	\$65,405.44

Department: 4734000 MCC Mechanical Engineering

PI: Chung,Yip-Wah

Project	Activity	Description	Award ID	Sponsor	Sponsor Reference Award #	FAIN	Fund Code	Category	Activity Start Date	Activity End Date	Project End Date	F&A%	(A) Cumulative Budget To Date	(B) Direct Cost Expenditures	(C) Direct Cost Encumbrance	(D) F&A Expenditures	(E) F&A Encumbrance	Total Remaining Directs	A- (B+C+D+E) Available Balance
	01	Subproject for I	SPC	Department of Energy	DE-EE0006449	DE-EE0006449	610	Sponsor	10/1/2013	4/30/17	4/30/2017	54.50%	\$170,227.00	\$62,277.76	\$9,114.86	\$33,325.18	\$4,967.60	\$49,028.38	\$60,541.60
Total for													\$170,227.00	\$62,277.76	\$9,114.86	\$33,325.18	\$4,967.60	\$49,028.38	\$60,541.60


PI:

Project	Activity	Description	Award ID	Sponsor	Sponsor Reference Award #	FAIN	Fund Code	Category	Activity Start Date	Activity End Date	Project End Date	F&A%	(A) Cumulative Budget To Date	(B) Direct Cost Expenditures	(C) Direct Cost Encumbrance	(D) F&A Expenditures	(E) F&A Encumbrance	Total Remaining Directs	A- (B+C+D+E) Available Balance
	01	A Novel Lubricant Formulation	SPC	Department of Energy	DE-EE0006449	DE-EE0006449	610	Sponsor	10/1/2013	4/30/17	4/30/2017	54.50%	\$163,041.00	\$76,787.77	\$14,616.18	\$37,301.42	\$7,965.82	\$24,366.05	\$26,369.81
Total for													\$163,041.00	\$76,787.77	\$14,616.18	\$37,301.42	\$7,965.82	\$24,366.05	\$26,369.81
Grand Total													\$518,277.00	\$214,434.04	\$25,775.54	\$111,702.90	\$14,047.67	\$120,849.42	\$152,316.85

GM045 - Sponsored Project Budget Statement

Used by PI's, Dept. Admins, and ASRSP to review the status of direct and indirect expenditures against the total budget amount along with project demographic data.

Navigation: School > Sponsored Programs Management



NORTHWESTERN
UNIVERSITY

GM045 - Sponsored Project Budget Statement

Date Options
Select a [date option](#).

☐ Current Period
☐ Previous Period
☒ User Defined Period

Fiscal Year
Select a Fiscal Year.

* Fiscal Year

Accounting Period
Select an Accounting Period.

* Accounting Period

Department Prompt
Use the drop down list to select one or more departments from a tree or by ID/description.

Tree (As of Today)

Department Tree Node
Select one or more Department Tree Nodes.

☒ All Departments

[Deselect all](#)

Manager/Reviewer
Search by entering all or part of a Manager/Reviewer Name or NetID.
More information: [ChartField Managers Job Aid \(pdf\)](#)

Tip: Only the first 300 results can be displayed. Enter more information below and search again to reduce the number of search results.

Keywords:
Type one or more keywords separated by spaces.

[Options](#) ▾

Results:

Select all

Deselect all

Insert ➡

⬅ Remove

Choice:

Select all

Deselect all

Project Status
Use the radio buttons to filter projects based on status.

☐ All Projects
☒ Active Projects Only
☐ Inactive Projects Only

Display Certification Note

Do you want to Display Certification Note? (Yes/No)

☒ Yes
☐ No

Project

Select one or more Projects.

Tip: Only the first 300 results can be displayed. Enter more information below and search again to reduce the number of search results.

Keywords:

Type one or more keywords separated by spaces.

 [Options](#) ▾**Results:**[Select all](#) [Deselect all](#)

➡

Choice:[Select all](#) [Deselect all](#)



NORTHWESTERN
UNIVERSITY

Sponsored Project Budget Statement

For Fiscal Year 2013
As of Accounting Period 5 - January 2013 (Closed)

Fiscal Year: Previous Period
Accounting Period: Previous Period
Current Department: [REDACTED]
Project Status: Active Projects Only
Project: All
Display Certificate: Yes
Project PI: All

Account & Description	Fund	Dept	Activity ID	(A) Incep-TD Budget	(B) Current Period Exp	(C) FY-TD Exp	(D) Incep-TD Exp	(E) Open Req Enc	(F) Budget Checked Not Posted	(A-D-E-F) Bal Remaining	(A-D-E-F) % Available
Project:											
Award ID: [REDACTED]											
FDP/RTC: Yes											
Bill Type: LOC											
Flow Through: No											
Sponsor: [REDACTED]											
Originating: [REDACTED]											
Sponsor R: [REDACTED]											
ASRSP GC: [REDACTED]											
Clinical Trial: No											
Project Dates: 9/ [REDACTED] - [REDACTED]											
Project PI: Troia [REDACTED]											
Research Admin: [REDACTED]											
Project Status: C [REDACTED]											
Primary Project: [REDACTED]											
Primary Project: [REDACTED]											
Project Type: Federal Grants and Contracts											
Product: GRANTS_REIMBURSABL											
Total Payments Applied: Not available for converted awards											
Activity ID: 01 Budget Period Ending 9/29/10											
F&A Rate and Base: 51.00% MTDCN											
Sponsor											
77500 Capital Equipment	[REDACTED]	[REDACTED]	01	\$0.00	\$0.00	\$0.00	\$112,064.45	\$0.00	\$0.00	(\$112,064.45)	0.00%
* 77560 Scientific Instr-Capital					\$0.00	\$0.00	\$112,064.45	\$0.00	\$0.00		
78021 Tuition	[REDACTED]	[REDACTED]	01	\$0.00	\$0.00	\$0.00	\$0.00	\$0.00	\$0.00	\$0.00	0.00%
78630 Other Expenses	[REDACTED]	[REDACTED]	01	\$0.00	\$0.00	\$0.00	\$0.00	\$0.00	\$0.00	\$0.00	0.00%
Total Direct:				<u>\$548,585.32</u>	<u>\$0.00</u>	<u>\$0.00</u>	<u>\$582,969.43</u>	<u>\$0.00</u>	<u>\$0.00</u>	<u>(\$34,384.11)</u>	<u>-6.27%</u>
78700 F&A	[REDACTED]	[REDACTED]	01	\$280,829.39	\$0.00	\$0.00	\$240,398.20	\$0.00	\$0.00	\$40,431.19	14.40%
* 78710 Indirect Cost - Sponsored					\$0.00	\$0.00	\$240,398.20	\$0.00	\$0.00		
Total Direct & F&A:				<u>\$829,414.71</u>	<u>\$0.00</u>	<u>\$0.00</u>	<u>\$823,367.63</u>	<u>\$0.00</u>	<u>\$0.00</u>	<u>\$6,047.08</u>	<u>0.73%</u>
Total for Sponsor Direct, Indirect & Restricted:				<u>\$829,414.71</u>	<u>\$0.00</u>	<u>\$0.00</u>	<u>\$823,367.63</u>	<u>\$0.00</u>	<u>\$0.00</u>	<u>\$6,047.08</u>	<u>0.73%</u>
Total for Activity 01				<u>\$829,414.71</u>	<u>\$0.00</u>	<u>\$0.00</u>	<u>\$823,367.63</u>	<u>\$0.00</u>	<u>\$0.00</u>	<u>\$6,047.08</u>	<u>0.73%</u>
Total for Project				<u>\$829,414.71</u>	<u>\$0.00</u>	<u>\$0.00</u>	<u>\$823,367.63</u>	<u>\$0.00</u>	<u>\$0.00</u>	<u>\$6,047.08</u>	<u>0.73%</u>

* Excluded from F&A Calculation

F & A amounts in columns E & F are calculated for this report

Project drill through (GL076):


Fund:
 Department:
 Project:
 Department Manager: -
 Project Manager: -

Account / Transaction Type	Transaction ID	Line/Schedule/ Distribution	Budget Check Date	Description	Pre-Enc/Enc	Account Beginning Balance	Transactions	Account Ending Balance	GL Post Date
Revenue - Current Period									
40325 Grants Private - Restricted					\$0.00	\$0.00	\$0.00	\$0.00	
40331 Private Contracts-Restricted					\$0.00	(\$9,050.00)	\$0.00	(\$9,050.00)	
Revenue - Current Period Ending Balances					\$0.00			(\$9,050.00)	
Expense Budget Activity									
60010 Academic Personnel					\$0.00	\$0.00	\$0.00	\$0.00	
60100 Non-Academic Personnel					\$0.00	\$0.00	\$0.00	\$0.00	
60180 Fringe Benefits					\$0.00	\$0.00	\$0.00	\$0.00	
60200 Salaries Restricted					\$0.00	\$0.00	\$0.00	\$0.00	
60210 Non-Academic Temp, Work Study					\$0.00	\$0.00	\$0.00	\$0.00	
72900 Industry Clinical DC Budget					\$0.00	\$0.00	\$752,777.30	\$752,777.30	
Project Budget							751,587.30		
Project Budget							1,190.00		
73000 Supplies					\$0.00	\$0.00	\$0.00	\$0.00	
75000 Services					\$0.00	\$0.00	\$0.00	\$0.00	
75002 Services, Restricted					\$0.00	\$0.00	\$0.00	\$0.00	
75722 Outpatient Care Costs					\$0.00	\$0.00	\$0.00	\$0.00	
76761 Travel, Domestic					\$0.00	\$0.00	\$0.00	\$0.00	
78641 Subcontract < 25000					\$0.00	\$0.00	\$0.00	\$0.00	
78651 Subcontract > 25000					\$0.00	\$0.00	\$0.00	\$0.00	
78664 Human Subject Costs					\$0.00	\$0.00	\$0.00	\$0.00	
78700 F&A					\$0.00	\$0.00	\$195,722.70	\$195,722.70	
Project Budget							195,412.70		
Project Budget							310.00		
78765 Protocol Development Fee					\$0.00	\$0.00	\$0.00	\$0.00	
Expense Budget Activity Ending Balances					\$0.00			\$948,500.00	

GM047 - Milestone (Deliverable) Report

Used by department administrators and PIs in tracking upcoming deliverable due dates to assist in meeting sponsor and institutional requirements.


Navigation: School > Sponsored Programs Management




NORTHWESTERN
UNIVERSITY

Milestone (Deliverable) Report

Due Date From
Select a Due Date From.

* 

Due Date To
Select a Due Date To.

* 

Department Prompt
Use the radio buttons to select a department(s) from a tree or by ID/description.

* ☐ Tree
☒ Department Search & Select

Milestone Type
Select one or more Milestone Types.

ASSGN - Assignment
CREL - Contractor's Release
EPAWM - EPA Women & Minority-Owned Rpt
FSRFI - Final Financial Status Report
FSRIN - Interim Financial Status Rpt
PATEN - Patent Report
PICRT - PI Certification
PROG - Progress Report
PROPT - Property (Equipment) Report
SBSKP - Small Business SubK Plans
TECHR - Technical Report

[Select all](#) [Deselect all](#)

Department
Search by entering all or part of a Department ID or its description.


Tip: Only the first 300 results can be displayed. Enter more information below and search again to reduce the number of search results.


Keywords:
Type one or more keywords separated by spaces.

[Options](#) ▾

Results:

[Select all](#) [Deselect all](#)





Choices:

[Select all](#) [Deselect all](#)

Award
Select one or more Awards.

Tip: Only the first 300 results can be displayed. Enter more information below and search again to reduce the number of search results.

Award PI
Select one or more Award PIs.

Tip: Only the first 300 results can be displayed. Enter more information below and search again to reduce the number of search results.



**NORTHWESTERN
UNIVERSITY**

Milestone (Deliverable) Report


Milestone Due Date Range: From Aug 1, 2011 to Sep 27, 2011

Department: All
Milestone Type: All
Award PI: All
Award: All

ASRSP GCFA	OSR GCO	Award ID	Primary Project ID	PI Name	Department	Award Start Date	Award End Date	Sponsor Name	Award Title	Milestone Type	Due Date	Comments
Suseela Gopikanth	Darville-Layne, Tyra Patrice					7/1/08	6/30/11	AHAMA	The Effect of Feedback Dimensionality and Content on Motor Learning	Final Financial Status Report	8/31/11	
Suseela Gopikanth	Darville-Layne, Tyra Patrice					7/1/09	6/30/11	AHAMA	A Novel Paradigm for Localized, Sustained Nitric Oxide Delivery and Induction	Final Financial Status Report	8/31/11	
Suseela Gopikanth	Hollins, Tina L					7/1/06	6/30/11	ACS	RAM Network Control of Cell Architecture and Transcription	Final Financial Status Report	8/31/11	
Suseela Gopikanth	Hollins, Tina L					7/1/09	6/30/11	AHAMA	Function of Condensin Structural Maintenance of Chromosomes Complexes in Mitotic Chromosome Condensa	Final Financial Status Report	8/31/11	
Suseela Gopikanth	Genio- Terrado, Glenda L					7/1/11	6/30/14	KECK	Establishing New Classes of Tunable Two-Dimensional Nanomaterials via Atomically Precise Chemical Mo	Final Financial Status Report		
Suseela Gopikanth	Beglinger, Christine M					6/1/10	6/1/12	SLOANF	Sloan Industry Studies Fellowship	Interim Financial Status Rpt	8/1/11	
Suseela Gopikanth	Beglinger, Christine M					7/1/08	6/30/12	KECK	The Inorganic Signature of Life: Signaling Pathways in the Mammalian Oocyte	Interim Financial Status Rpt	8/31/11	
Suseela Gopikanth	Darville-Layne, Tyra Patrice					7/1/08	6/30/11	AHAMA	The Effect of Feedback Dimensionality and Content on Motor Learning	Technical Report	8/31/11	

GM049 - Aging Submitted Proposals

Analysis of the proposals that are pending for a PI, school, or department. Sorted by the number of days since submitted, the report gives the ability to see a list of proposals which may not have been funded. Navigation: InfoEd_Reports > Proposal Aging



NORTHWESTERN
UNIVERSITY

Aging Submitted Proposals

Department Hierarchy - Please choose one or more department nodes in the department hierarchy below.

Department Levels

[Deselect all](#)

PI Name - Search for PIs by first or last name.
Multiple names may be entered separated by spaces

Tip: Only the first 300 results can be displayed. Enter more information below and search again to reduce the number of search results.

Keywords:
Type one or more keywords separated by spaces.

[Options](#) ▾

Results:

[Select all](#) [Deselect all](#)

Insert ➤

➤ Remove

Choices:

[Select all](#) [Deselect all](#)

Grant Contract Officer - Select one or more GCOs.

Beglinger, Christine M
Chao, Eugenie
Darville-Layne, Tyra
Ferguson, Michael S
Gale, Sally S
Genio-Terrado, Glenda L
Hawkins, Pamela D
Hill, Jennifer L
Hollins, Tina
Logaras, Stephanie M
Simon-Flowers, Jacqueline Rosalin

[Select all](#) [Deselect all](#)



**NORTHWESTERN
UNIVERSITY**

Aging Submitted Proposals

Dept Tree: All
PE: All
Grant Contract Officer: S

Institution Number	GCO	Main PI	Proposal Title	School	Department	Sponsor	Originating Sponsor	Proposed Project Begin	Proposal Status	Total Proposed Costs	Proposal Due Date	Proposal Submit Date	Days since Submitted
			Prot# 0903X-100753: Phase II Trial of Mylotarg as a First Line Therapy in Acute Myeloid Leukemia in Patients Age 65 or Older (NU Prot# NU 00H4)			Wyeth	Wyeth		Submitted	\$0	1/1/00	1/1/90	7,939 Days
		sc	Microfabrication and Molecularly Designed Self-Assembling Materials for Tissue Regeneration (Year 1)			Baxter Healthcare Corporation	Baxter Healthcare Corporation	12/1/05	Negotiated Pending Administrative	\$137,500	2/7/06	4/1/06	2,005 Days
		vin	Prot# H6D-MC-LVHG(a): A Rndmzd, Dbl-Blind, Placebo-Controlled, Parallel-Design, 5-Group, Multinational Study to Evaluate the Efficacy, Dose Response, & Safety of Tadalafil 1x-a-Day Dsng for 12 Wks in Men w/Signs & Symptoms of Benign Prostatic Hyperplasia			Lilly ICOS LLC	Lilly ICOS LLC	2/15/07	Negotiated Pending Administrative	\$150,499	1/1/00	2/21/07	1,679 Days
			Development of a Novel Anti-Neuroinflammatory AD Therapeutic			National Institute on Aging	National Institutes of Health	12/1/07	Submitted	\$302,000	7/16/07	7/11/07	1,539 Days
		L	A Novel Role for Lck in Th2 Differentiation			American Heart Association Midwest Affiliate	American Heart Association Midwest Affiliate	1/1/08	Submitted	\$132,000	7/12/07	7/11/07	1,539 Days
			Role of Pattern Recognition Receptors in Prostate Epithelial Inflammation			National Institutes of Health	National Institutes of Health	4/1/08	Submitted	\$537,132	7/12/07	7/12/07	1,538 Days
			Therapy Response Prediction In High-Grade Gliomas Based On A Network Of Endogenous Modulators Of Nuclear Factor-KappaBeta			National Brain Tumor Foundation	National Brain Tumor Foundation	1/1/08	Submitted	\$50,000	7/15/07	7/13/07	1,537 Days
			Research on Adverse Drug Events and Reports II			National Institutes of Health	National Institutes of Health	4/1/08	Submitted	\$3,785,644	7/5/07	7/19/07	1,531 Days

GM052 - Faculty Proposal Activity

Proposal activity for a specified group of faculty.

Navigation: InfoEd_Reports > Faculty Group Proposals/Awards



NORTHWESTERN
UNIVERSITY

Faculty Proposal Activity

Submit Date - Proposal activity will be limited to records that fall within the following submit date range.

* 

* 

Investigators - Search for investigators by entering an HRIS employee ID or employee first or last name.

Tip: Only the first 300 results can be displayed. Enter more information below and search again to reduce the number of search results.

Keywords:
Type one or more keywords separated by spaces.

[Options](#) ▾

Results:

[Select all](#) [Deselect all](#)





Choices:

[Select all](#) [Deselect all](#)

Select next to configure additional prompts for your report or finish to view results.

Department Hierarchy - Please choose one or more department nodes in the department hierarchy below.

 ☐ Department Levels

Left side:

NU Report Inventory – GM

Page 30

Faculty Proposal Activity

Between Aug 1, 2011 and Sep 27, 2011

Institution Number	Main PI	Researchers	School	Submitting Department	Title	Sponsor	Originating Sponsor	Sponsor Type
					The Dolores Zohrab Liebmenn Fellowship (Anne Koenig)	The Dolores Zohrab Liebmenn Fund	The Dolores Zohrab Liebmenn Fund	Foundations
					Molecular Basis of Somatic Sensation	National Institute of Neurological Disorders and Stroke	National Institute of Neurological Disorders and Stroke	Federal Agencies
					Insm1 in Development of Spiral and Vestibular Ganglia	National Institute on Deafness and Other Communication Disorders	National Institute on Deafness and Other Communication Disorders	Federal Agencies
					Elucidating the Role of Cochlear Type II Afferents in Auditory Nociception	National Institute on Deafness and Other Communication Disorders	National Institute on Deafness and Other Communication Disorders	Federal Agencies
					Integrated Discovery and Validation of Cancer Targets	University of Alabama at Birmingham	National Cancer Institute	Educational Institutions
					Pre-clinical Studies of Breast Cancer Prevention With Transdermal Anti-progesterone Agents	Breast Cancer Research Foundation	Breast Cancer Research Foundation	Voluntary Health and Medical Organizations
					NRSA Fellowship for Elizabeth Tarasiewicz in Support of: The Dichotomous Role of TGF-beta/Smad3 Signaling in Breast Cancer	National Institutes of Health	National Institutes of Health	Federal Agencies
					Patient Safety Education Program - Hospital Engagement Contractor	Joint Commission Resources, Inc.	Centers for Medicare & Medicaid Services	Educational Institutions
					Systems Biology Guided Structural Targets of Cancer Vulnerability	National Cancer Institute	National Cancer Institute	Federal Agencies
					Preconception Evaluation of Women with Heart Disease: Clinical Outcome of Subsequent Pregnancies for Mother and Baby	Northwestern Memorial Foundation	Northwestern Memorial Foundation	Hospitals and Medical Centers

Right side:

Sponsor Award No	Proposal Submit Date	Proposed Project Begin	Proposed Project End	Proposal Type	Proposal Status	Total Direct Cost Proposed	Total Indirect Costs Proposed	Total Proposed to Sponsor
Letter 5/6/11	8/30/11	9/1/11	8/31/14	New	Awarded QA Check Complete	\$18,000.00	\$0.00	\$18,000.00
	8/4/11	3/1/12	2/28/13	Supplemental Request	Submitted	\$65,574.00	\$34,426.35	\$100,000.35
	8/8/11	12/1/11	11/30/14	New	Submitted	\$118,992.00	\$0.00	\$118,992.00
	8/8/11	1/1/12	8/1/13	Revised	Submitted	\$62,770.00	\$0.00	\$62,770.00
	8/12/11	4/1/12	3/31/17	New	Submitted	\$178,647.00	\$93,789.89	\$272,436.89
Agmt signed 9/6/11	9/6/11	10/1/11	9/30/12	New	Awarded	\$125,000.00	\$25,000.00	\$150,000.00
	8/5/11	4/1/12	3/31/15	New	Submitted	\$236,760.00	\$0.00	\$236,760.00
	8/3/11	10/1/11	9/30/14	New	Submitted	\$685,246.00	\$359,754.15	\$1,045,000.15
	8/21/11	4/1/12	3/31/17	New	Submitted	\$3,750,000.00	\$1,351,355.78	\$5,101,355.78
	8/23/11	9/1/11	8/30/12	New	Submitted	\$25,000.00	\$0.00	\$25,000.00

GM054 - Negotiation Notes Report

Status and note history of the contract negotiations between Northwestern and the sponsor for a particular proposal. Real-time report

Navigation: InfoEd_Reports > Negotiation Notes



NORTHWESTERN
UNIVERSITY


OSR Negotiation Notes

Institution Number - Enter a parent institution number to view a status and note history of contract negotiations between Northwestern and a sponsor.

Tip: Only the first 300 results can be displayed. Enter more information below and search again to reduce the number of search results.

Keywords:

Type one or more keywords separated by spaces.

Search 

[Options](#) 

* **Choice:**




OSR Negotiation Notes

Institution Number	
Main PI	
Title	
Department	
Sponsor	Brigham and Women's Hospital
Prime	National Heart, Lung, and Blood Institute
Total Proposed	\$3,636,047
Proposed Project Begin	7/1/08
Proposed Project End	6/30/13

Negotiation Number	Negotiator	Institution, if Applicable	Negotiation Status	Comment Date	Comment
1		Alaska Cardiovascular Research	Started	6/9/09	Rec'd OSR-6. Prepared agreement. To BE to sign.
2		Allegheny-Singer Res Inst	Started	6/9/09	Rec'd OSR-6. Prepared agreement. To BE to sign.
		Allegheny-Singer Res Inst	Pending Return of Subcontracts	9/9/09	Signed by BE.
3		Emory University	Started	6/9/09	Rec'd OSR-6. Prepared agreement. To BE to sign.
		Emory University	Pending Return of Subcontracts	9/9/09	Signed by BE.
4		Rocky Mountain Cardiovascular	Started	6/9/09	Rec'd OSR-6. Prepared agreement. To BE to sign
5		Cardiovascular Associates Ltd	Started	6/9/09	Rec'd OSR-6. Prepared agreement. To BE to sign.

GM055 - Negotiation Status Report

List of proposals with all associated contract negotiations along with the most recent status, comment and comment date.
Navigation: InfoEd_Reports > Negotiation Notes



NORTHWESTERN
UNIVERSITY

Negotiation Status

Department Hierarchy - Please choose one or more department nodes in the department hierarchy below.

⊕

Department Levels

[Deselect all](#)

PI Name - Search for PIs by first or last name.
Multiple names may be entered separated by spaces

Tip: Only the first 300 results can be displayed. Enter more information below and search again to reduce the number of search results.

Keywords:
Type one or more keywords separated by spaces.

Search

[Options](#) ▾

Results:

[Select all](#) [Deselect all](#)

Insert ➡

⬅ Remove

Choices:

[Select all](#) [Deselect all](#)

NU Report Inventory – GM

Page 35



NORTHWESTERN
UNIVERSITY

Negotiation Status


Department(s): All
Main PI(s): All

Institution Number	Main PI	Title	Department	Sponsor	Originating Sponsor	Institution, if Applicable	Negotiator	Create Date	Agreement Type	Agreement Status	Comment Date	Comments (Last 300 Characters)
		PACemaker & β-Blocker Therapy Post-Myocardial Infarct		National Heart, Lung, and Blood Institute	National Heart, Lung, and Blood Institute	Amarillo Heart Clinic Res Institute		9/16/11	Amendment	Pending Return of Subcontracts	9/16/11	Signed.
		Selective Inhibition of Neuronal Nitric Oxide Synthase		National Institute of General Medical Sciences	National Institute of General Medical Sciences			5/18/11		Pending Return of Subcontracts	5/18/11	Information sent to King's College for their signature. 2 copies sent - expect 1 returned.
		HIV-1 Infection and the Peripheral Nervous System		National Institute of Neurological Disorders and Stroke	National Institute of Neurological Disorders and Stroke	Loyola University Chicago		6/11/09	Subcontractor Agreement	Started	6/11/09	Rec'd OSR-7. Prepared amendment to add funding and extend end date. To BE to sign.
		Social Influences on Early Adult Stress Biomarkers		National Institute of Child Health and Human Development	National Institute of Child Health and Human Development	UC Irvine		3/31/11	Amendment	Started	3/31/11	New Agreement
		Northwestern University Clinical and Translational Sciences (NU-CATS) Institute		National Center for Research Resources	National Center for Research Resources	The University of Chicago		8/12/11	Subcontractor Agreement	Pending Return of Subcontracts	8/12/11	Rec'd OSR-6. Prepared agreement. To JY to sign.
		Framework to Estimate Greenhouse Gas Emissions		Caterpillar, Inc.	Caterpillar, Inc.			2/9/11	Generic Agreement	Pending Other External	7/20/11	Awaiting confirmation from sponsor on final agreement, including slight budget increase (to \$80,448) > Also sharing revised budget with GA/GO for review.
		Comprehensive Cancer Patient Education Service (CCPES)		Amgen Foundation, Inc.	Amgen Foundation, Inc.			8/21/09	Amendment	Under Negotiation - Sponsor	9/21/09	Drafted and forwarded to NMFF a subcontract amendment. Waiting for their review and comments.

GM057 - Faculty Award Activity

Award activity for a specified group of faculty.


Navigation: InfoEd_Reports > Faculty Group Proposals/Awards




NORTHWESTERN
UNIVERSITY

Faculty Award Activity


Budget Period -Award activity will be limited to records that fall within the following budget period range.


From:
* Aug 1, 2011 

To:
* Sep 27, 2011 

Investigators - Search for investigators by entering an HRIS employee ID or employee first or last name.


Tip: Only the first 300 results can be displayed. Enter more information below and search again to reduce the number of search results.


Keywords:
Type one or more keywords separated by spaces.
 

[Options](#) 

Results:

[Select all](#) [Deselect all](#)







Choices:


[Select all](#) [Deselect all](#)

Select next to configure additional prompts for your report or finish to view results.

Department Hierarchy - Please choose one or more department nodes in the department hierarchy below.

  Department Levels

Left side:

<div>  <div> NORTHWESTERN UNIVERSITY </div> </div> <div> Faculty Award Activity Between Aug 1, 2011 and Sep 27, 2011 </div>								
Institution Number	Main PI	Researchers	School	Department	Title	Sponsor	Sponsor Type	Sponsor Award No
					R25: Learning Modules in Oncofertility (8 of 10)	National Cancer Institute	Federal Agencies	
					Uterine Leiomyoma Research Center Program: Project 2	National Institute of Child Health and Human Development	Federal Agencies	
					NCAA Choices	National Collegiate Athletic Association	Associations	
					Tech Infills	Illinois Board of Higher Education	State of Illinois Agencies	
					High Risk Chemical Facility Physical Security Enhancement Project	Illinois Emergency Management Agency	State of Illinois Agencies	
					Northwestern University ATRIP: Taking Responsibility for RCR: Use of Video-Based Scenarios in Nigeria	John E. Fogarty International Center for Advanced Study in the Health Sciences	Federal Agencies	
					(Vanderbilt sub-Bergan) MWU09-04-03 - "Phase I Multiple Dose Study of 12-week Treatment by Se-Methyl-L-Cysteine (HSC) and L SeMet In Adult Males	National Cancer Institute	Federal Agencies	
					Mechanisms of Gonococcal Pili Antigenic & Phase Variation	National Institute of Allergy and Infectious Diseases	Federal Agencies	
					Minority Supplement for: New Polarity Reversal Strategies for Organic Synthesis	National Institute of General Medical Sciences	Federal Agencies	
					Fulbright-Hays Doctoral Dissertation Research Abroad Program	Department of Education	Federal Agencies	
					Jacob K. Javits Fellowship Program (Calder, Cross, Cunningham)	Department of Education	Federal Agencies	


Right side:

<div>Dept Tree: All PI: All Employee ID: All</div>										
Originating Sponsor	Award Begin	Award End	Budget Period Begin	Budget Period End	Fiscal Year	Award Type	Total Award Direct Costs	Total Award Indirect Costs	Total Maximum Award Amount	Redistributed Accounts
National Cancer Institute	9/28/07	6/30/12	7/1/11	6/30/12	2011	Noncompeting Continuation	\$200,029	\$16,002	\$216,031	No
National Institute of Child Health and Human Development	8/15/09	7/1/14	7/1/11	6/30/12	2011	Noncompeting Continuation	\$191,793	\$0	\$291,697	Yes
National Collegiate Athletic Association	8/1/07	8/1/12	8/1/09	8/1/12	2010	Noncompeting Continuation	\$5,000	\$0	\$5,000	No
Illinois Board of Higher Education	7/13/09	7/12/14	7/13/09	7/12/14	2011	New	\$0	\$0		Yes
Department of Homeland Security	8/1/09	12/31/11	8/1/09	12/31/11	2010	New	\$75,000	\$0	\$75,000	No
John E. Fogarty International Center for Advanced Study in the Health Sciences	6/1/08	5/31/13	6/1/11	5/31/12	2012	Supplement	\$50,000	\$4,000	\$54,000	No
National Cancer Institute	9/30/03	9/29/12	5/1/11	9/29/12	2011	New	\$319,917	\$0	\$319,917	Yes
National Institute of Allergy and Infectious Diseases	2/1/08	1/31/13	2/1/11	1/31/12	2011	New	\$8,254	\$4,333	\$12,587	Yes
National Institute of General Medical Sciences	9/20/06	8/31/11	9/1/10	8/31/11	2011	Noncompeting Continuation	\$13,615	\$4,685	\$18,300	Yes
Department of Education	7/1/10	12/31/11	7/1/10	12/31/11	2010	New	\$0	\$0		Yes
Department of Education	9/1/06	8/31/11	9/1/10	8/31/11	2011	Noncompeting Continuation	\$43,755	\$0	\$43,755	No

GM059 - Proposed and Funded Cost Share

Proposals with requested and funded cost sharing.

Navigation: InfoEd_Reports > Cost Sharing



NORTHWESTERN
UNIVERSITY

Proposed and Funded Cost Share

Submit Date Range - Select a start and end date to view proposals with a corresponding submit date.

Aug 1, 2011

Sep 27, 2011

Department Hierarchy - Please choose one or more department nodes in the department hierarchy below.

Department Levels

[Deselect all](#)

Select next to configure additional prompts for your report or finish to view results.

Originating Sponsor - Search for sponsors by entering all or part of the sponsor name.

Tip: Only the first 300 results can be displayed. Enter more information below and search again to reduce the number of search results.

Keywords:
Type one or more keywords separated by spaces.

Search

[Options](#) ▾

Results:

[Select all](#) [Deselect all](#)

Insert ➡

⬅ Remove

Choices:

[Select all](#) [Deselect all](#)

PI Name - Search for PIs by first or last name.
Multiple names may be entered separated by spaces.

Tip: Only the first 300 results can be displayed. Enter more information below and search again to reduce the number of search results.

Keywords:
Type one or more keywords separated by spaces.

Search

[Options](#) ▾

Results:

[Select all](#) [Deselect all](#)

Insert ➡

⬅ Remove

Choices:


[Select all](#) [Deselect all](#)

Originating Sponsor Type - Select one or more originating sponsor types.

Associations
Default Sponsor Type
Educational Institutions
Federal Agencies
Foreign Governments
Foundations
Hospitals and Medical Centers
Industry and Trade Organizations
State of Illinois Agencies
U.S. State and Local Government Bodies
Voluntary Health and Medical Organizations

[Select all](#) [Deselect all](#)

Left side:

<div>  <div> NORTHWESTERN UNIVERSITY </div> </div> <div> Proposed and Funded Cost Share Between Aug 1, 2011 and Sep 27, 2011 </div>										
Institution Number	Main PI	Proposal Title	School	Department	Sponsor	Originating Sponsor	Sponsor Type	Originating Sponsor Type	Proposal Status	Proposed Project Period
		Experimentally Validated Multi-Scale Modeling of Polymer/Cu and Solder/Cu Interfaces			Semiconductor Research Corporation	Semiconductor Research Corporation	Associations	Associations	Submitted	3/1/12 - 2/28/15
		NSF Engineering Research Center for Nanocarbon-Enabled Integrated Bio Systems (NIBS)			Michigan State University	National Science Foundation	Educational Institutions	Federal Agencies	Submitted	9/1/12 - 8/31/17
		Formation of Thin, Reliable Ag3Sn Interconnects and Mechanical Properties of Incontaining Intermetallics in Microelectronic Interconnects			Semiconductor Research Corporation	Semiconductor Research Corporation	Associations	Associations	Submitted	2/1/12 - 1/31/15

Right side:

<div> Campus: All School: All Department: All PI: All Originating Sponsor: All Originating Sponsor Type: All </div>									
Total Proposed to Sponsor	Total Proposed Voluntary Cost Share	Total Proposed Mandatory Cost Share	Request Total Cost Share Amount	Project Award Start Date	Total Maximum Award Amount	Total Funded Voluntary Cost Share	Total Funded Mandatory Cost Share	Total Cost Share Funded	Source(s)
\$300,000	\$104,097	\$0	\$104,097	-	\$0	\$0	\$0	\$0	Institution
\$1,500,000	\$0	\$300,000	\$300,000	-	\$0	\$0	\$0	\$0	Institution
\$675,001	\$0	\$109,285	\$109,285	-	\$0	\$0	\$0	\$0	Institution

GM060 - Active Awards - All Roles

Part of the Current, Pending and Completed Support package. All awards for a chosen researcher (any role) that are active during a chosen budget period. The total direct costs, total costs, and effort for the award are displayed along with the total funded for the project.

Navigation: InfoEd_Reports > Current, Pending, and Completed Support

Northwestern

GM060 - Current, Pending, and Completed Support

Active Awards - All Roles

Cost Sharing Not Included

The Total Received columns represent current funds that have appropriated in the financial system by OSR. The Total Anticipated column includes these amounts plus funds for future anticipated or potential budget periods. Depending on the terms of the award, these outyear funds may not be guaranteed, or additional funding may be received in excess of what is currently anticipated. Full award documentation should be consulted when determining awarded grant and contract dollars for the purposes of inclusion on current and pending reports.

Date Options

Select an Active date option

Active Date – Award activity will be limited to records with a project period that includes the following date.

Today

User Defined Date

Report Run Controls

Report Sort

Report is sorted by Investigator. Select your second sort order preference from the choices below.

Sort by Institution Number

Sort by Project Period Start Date

Sort by Sponsor

Project Summary column

Show/Hide Project Summary column in the report.

Show Project Summary Column

Hide Project Summary Column

Investigator Name

Search for one or more investigators by entering their first or last names.

Tip: Only the first 300 results can be displayed. Enter more information below and search again to reduce the number of search results.

Keywords:

Type one or more keywords separated by spaces.

Search

Options

Results:

Select all

Deselect all

Choice:

Insert

Remove

Select all

Deselect all

NU Report Inventory – GM

Page 44

Current, Pending, and Completed Support

Investigator: **David J. Slamon**

Active Awards - All Roles

Cost Sharing Not Included

Active Date Jan 1, 2015


The Total Received column represents current funds that have appropriated in the financial system by OSR. The Total Anticipated column includes these amounts plus funds for future anticipated or potential budget periods. Depending on the terms of the award, these outyear funds may not be guaranteed, or additional funding may be received in excess of what is currently anticipated. Full award documentation should be consulted when determining awarded grant and contract dollars for the purposes of inclusion on current and pending reports.

Institution Number	Subproject Number	Sponsored Award Number	Department	Project ID	Investigator	Role	Main PI	Title	Sponsor	Originating Sponsor	Academic Person Months	Calendar Person Months	Summer Person Months	Budget Period	Budget Period Begin Date	Budget Period End Date	Budget Period Direct Costs	Budget Period Direct and Indirect	Project Period Start Date	Project Period End Date	Total Received This Project - To Date	Total Received All Projects - To Date	Total Anticipated Award Amount	NU Project Summary Text
000001		1R01CA183481	Division of Cancer Treatment and Control	15-0001	David J. Slamon	Co-PI/PI	David J. Slamon	Cancer Nanotechnology in Imaging and Radiation Oncology	National Cancer Institute	National Cancer Institute	0.00	-	0.00	6	9/1/14	8/31/15	\$0.0000	\$0.0000	8/31/15	8/31/15	\$0.0000	\$0.0000	\$0.0000	
000001		1R01CA183481	Division of Cancer Treatment and Control	15-0001	David J. Slamon	PD/PI	David J. Slamon	Nanomaterials for Cancer Diagnostics and Therapeutics	National Cancer Institute	National Cancer Institute	0.45	0.00	0.00	6	8/1/15	7/31/16	\$0.0000	\$0.0000	8/31/15	7/31/16	\$0.0000	\$0.0000	\$0.0000	
000001		1R01CA183481	Division of Cancer Treatment and Control	15-0001	David J. Slamon	Co-PI/PI	David J. Slamon	CCNE: Nanoconstructs Core (Odum)	National Cancer Institute	National Cancer Institute	0.00	0.00	0.00	1	9/21/10	7/31/11	\$0.0000	\$0.0000	8/31/15	7/31/11	\$0.0000	\$0.0000	\$0.0000	

GM063 - Sponsor Trends: Awards

Comprehensive view of the funding of a proposal as well as an indication of competitiveness across the university. The report displays the total proposed amount and the lead PI's year 1 effort and compares the dollars to the total funded and the lead PI's year 1 awarded effort.

Navigation: InfoEd_Reports > Projected Proposal/Award Trends




NORTHWESTERN
UNIVERSITY


Sponsor Trends: Awards

GCO Approval Date - Only awards that fall within the following date range will be returned.



* Nov 2, 2011



* Nov 2, 2011



Department Hierarchy - Please choose one or more department nodes in the department hierarchy below.

  Department Levels

[Deselect all](#)



Sponsor Trends: Awards

Between Sep 10, 2011 and Sep 27, 2011

Parent Sponsor Type	Total Number of Awards	Total Maximum Award Amount
EDUC	18	\$1,288,856
FED	61	\$16,960,207
FORGOV	1	\$310,000
FOUND	4	\$240,862
HOSP	27	\$2,661,378
INDUS	11	\$447,589
VOLHEAL	7	\$466,178
Summary	129	\$22,375,069

Drills to:


Parent Sponsor Name	Total Number of Awards	Total Maximum Award Amount
Andrew W. Mellon Foundation	2	\$155,000
Anonymous Foundation (VI)	1	\$75,757
Bernard Osher Foundation	1	\$50,000
Bill & Melinda Gates Foundation	1	\$100,000
David and Lucile Packard Foundation	2	\$350,000
Frontier Science and Technology Research Foundation	10	\$158,461
Motorola Solutions Foundation	1	\$50,000
National Academy of Education	1	\$27,500
Open Society Institute	1	\$50,655
Public Welfare Foundation	1	\$90,000
Robert R. McCormick Tribune Foundation	1	\$50,000
Samuel H. Kress Foundation	1	\$25,000
Simons Foundation	1	\$125,000
Smith Richardson Foundation	1	\$98,132
Terra Foundation for American Art	1	\$76,611
The Susan G. Komen Breast Cancer Foundation	1	\$60,000
United States-Israel Binational Science Foundation	2	\$28,740
Wallace H. Coulter Foundation	1	\$130,000
William T. Grant Foundation	2	\$108,923
Summary	32	\$1,809,779

Drills to:

Funding Mechanism	Total Number of Awards	Total Maximum Award Amount
Postdoctoral Research Fellowship	1	\$27,500
Summary	1	\$27,500

GM064 - Monthly Award Detail

Comprehensive list of all grants and contracts awarded over a time period. Navigation: InfoEd_Reports > Annual/Monthly Reports



NORTHWESTERN
UNIVERSITY

Northwestern University
Detail Award List

GCO Approval Date - View awards with an approval date that falls within the following date range.

Start Date

Oct 27, 2011

End Date

Oct 27, 2011

Department Hierarchy - Please choose one or more department nodes in the department hierarchy below.

Department Levels


[Deselect all](#)

Select next to configure additional prompts or finish to view your report.

PI Name - Search for PIs by first or last name.
Multiple names may be entered separated by spaces

Keywords:

Type one or more keywords separated by spaces.


Search 

[Options](#) 

Results:

[Select all](#) [Deselect all](#)

Insert 

 Remove

Choices:

[Select all](#) [Deselect all](#)

Left side:



NORTHWESTERN
UNIVERSITY

Northwestern

From

This compilation of sponsored projects lists awards processed and scheduled to begin. For comments or corrections, please contact the Office of Sponsored Programs at (312) 463-3333 (Chicago) or send e-mail to osp@uic.edu.

Main PI	Institution Number	Researchers	Sponsor
			National Physical Science Consortium
			National Research Council
			National Center for Research Resources

University Detail Award List

Dept Tree: All
PI: All

Oct 1, 2011 to Oct 27, 2011

issued from Oct 1, 2011 to Oct 27, 2011, irrespective of the dates on which the awards are
made. Please write or call the Office for Sponsored Research at 1-3003 (Evanston) or 3-7955
for more information. Email to Dave Hull, d-hull2@northwestern.edu.

Title	Budget Period	Amount	Type
National Physical Science Consortium Fellowship (O'Connor)	9/1/11 - 8/31/12	\$16,000	Noncompeting Continuation
Ford Foundation Fellowship (Rhaisa Williams)	9/1/11 - 8/31/12	\$2,000	New
Subtotal of awards for General TGS - Grad Fellowships		\$18,000	2
Total of awards for The Graduate School-Graduate		\$18,000	2
Total of awards for Ctrl Rsrc The Graduate School		\$18,000	2
Admin Supplement to Science Club: Building a Science Community Partnership with the Boys and Girls Club of Chicago	6/1/11 - 5/31/12	\$94,108	New
Subtotal of awards for Center For Genetic Medicine		\$94,108	1
Total of awards for Center for Genetic Medicine		\$94,108	1

GM065 - Proposals Summary by Sponsor Type

Comparison of the count and dollar total of proposals submitted in a selected month, by sponsor type, as well as a year to month comparison for three fiscal years.

Navigation: InfoEd_Reports > Annual/Monthly Reports



NORTHWESTERN
UNIVERSITY

Proposal Summary by Sponsor Type

Office for Sponsored Research

Due to OSR's data quality assurance program, monthly reports of award and proposal activity are generally finalized two weeks into the following month; therefore any reports run early in the month are subject to change.

Year

Select the Year: (The accurate fiscal year will be reflected on the report if different than the calendar year selected. For example, when Sept 2007 is selected, FY 2008 will display.)

* Year

Month

Select the Month.

* Month

Department Hierarchy

Please choose one or more department nodes.

☐ Department Levels

[Deselect all](#)



Proposal Summary by Sponsor Type

Office for Sponsored Research
For 11 - November 2010

CURRENT FISCAL MONTH ACTIVITY

	% Change in Dollars 2011/2010	% Change in Count 2011/2010	Amount Proposed 2011	Number Proposed 2011	Amount Proposed 2010	Number Proposed 2010
ASSOC	-43%	-50%	\$145,861	1	\$253,893	2
EDUC	-94%	-60%	\$37,201	2	\$646,078	5
FED	2%	-1%	\$180,995,649	182	\$176,684,444	183
FORGOV	-100%	-100%	\$0	0	\$616,794	3
FOUND	-34%	-29%	\$2,433,995	17	\$3,664,638	24
HOSP	100%	100%	\$50,000	1	\$0	0
ILAGEN	100%	100%	\$319,774	1	\$0	0
INDUS	7%	0%	\$3,645,642	17	\$3,411,859	17
STLOC	-100%	-100%	\$0	0	\$118,157	2
VOLHEAL	173%	71%	\$1,253,018	12	\$458,695	7
Totals	2%	-4%	\$188,881,140	233	\$185,854,558	243

FISCAL YEAR TO DATE

	% Change in Dollars 2011/2010	% Change in Count 2011/2010	Amount Proposed 2011	Number Proposed 2011	Amount Proposed 2010	Number Proposed 2010	Amount Proposed 2009	Number Proposed 2009
ASSOC	-31%	-60%	\$436,522	4	\$636,571	10	\$1,523,144	10
EDUC	-62%	-42%	\$2,595,785	11	\$6,787,533	19	\$702,893	11
FED	4%	12%	\$506,457,392	541	\$484,938,973	482	\$494,523,433	469
FORGOV	-95%	-71%	\$195,000	2	\$3,916,794	7	\$101,466	1
FOUND	118%	14%	\$15,463,536	56	\$7,081,395	49	\$13,622,168	63
HOSP	47%	133%	\$230,966	7	\$157,480	3	\$213,094	6
ILAGEN	1,327%	150%	\$1,468,224	5	\$102,888	2	\$559,609	5
INDUS	12%	-2%	\$9,823,517	58	\$8,749,659	59	\$9,062,684	61
STLOC	-100%	-100%	\$0	0	\$118,157	2	\$0	0
VOLHEAL	66%	52%	\$15,066,694	91	\$9,053,801	60	\$14,438,550	81
Totals	6%	12%	\$551,737,635	775	\$521,543,249	693	\$534,747,042	707

GM066 - Proposals Summary by Management Area

Comparison of the count and dollar total of proposals submitted in a selected month, by department, as well as a year to month comparison for three fiscal years.

Navigation: InfoEd_Reports > Annual/Monthly Reports



NORTHWESTERN
UNIVERSITY

Proposal Summary by Management Areas

Office for Sponsored Research

Due to OSR's data quality assurance program, monthly reports of award and proposal activity are generally finalized two weeks into the following month; therefore any reports run early in the month are subject to change.

Year

Select the Year: (The accurate fiscal year will be reflected on the report if different than the calendar year selected. For example, when Sept 2007 is selected, FY 2008 will display.)

* Year

Month

Select the Month.

* Month



Proposal Summary by Management Areas

Office for Sponsored Research
For 1 - January 2011

CURRENT FISCAL MONTH ACTIVITY

	% Change in Dollars 2011/2010	% Change in Count 2011/2010	Amount Proposed 2011	Number Proposed 2011	Amount Proposed 2010	Number Proposed 2010
Ctrl Rsrc The Graduate School	100%	100%	\$10,000	1	\$0	0
Feinberg School of Medicine	-39%	-18%	\$62,961,916	146	\$103,886,680	179
Kellogg School of Management	749%	67%	\$730,350	5	\$86,000	3
McCormick Sch Engg & App Sci	204%	86%	\$17,845,777	39	\$5,862,638	21
Medill School of Journalism	-100%	-100%	\$0	0	\$1,034,859	2
Northwestern School of Law	167%	100%	\$40,000	2	\$15,000	1
Office of the Provost	-27%	0%	\$11,000	2	\$15,000	2
Research Centers & Institutes	1,223%	-33%	\$26,955,999	8	\$2,037,748	12
Research Operations	100%	100%	\$7,156	1	\$0	0
School of Communication	2,259%	100%	\$4,736,454	8	\$200,820	4
School of Educ & Social Policy	-23%	100%	\$11,104,180	14	\$14,370,517	7
School of Music	0%	0%	\$50,000	1	\$49,999	1
The Graduate School (TGS)	-100%	-100%	\$0	0	\$35,000	1
University Library	4,093%	100%	\$247,165	2	\$5,895	1
Weinberg CollegeArts&Sciences	34%	5%	\$16,276,860	42	\$12,190,085	40
Totals	1%	-1%	\$140,976,857	271	\$139,790,242	274

FISCAL YEAR TO DATE

	% Change in Dollars 2011/2010	% Change in Count 2011/2010	Amount Proposed 2011	Number Proposed 2011	Amount Proposed 2010	Number Proposed 2010	Amount Proposed 2009	Number Proposed 2009
Business and Finance	0%	0%	\$0	0	\$0	0	\$75,000	1
Ctrl Rsrc The Graduate School	100%	100%	\$463,188	3	\$0	0	\$343,848	1
Feinberg School of Medicine	-16%	-5%	\$440,801,944	667	\$522,920,585	705	\$386,236,571	629
Kellogg School of Management	144%	88%	\$3,155,215	15	\$1,295,767	8	\$454,837	3
McCormick Sch Engg & App Sci	28%	15%	\$133,256,622	231	\$104,289,673	201	\$185,150,333	203

CURRENT FISCAL MONTH ACTIVITY

FISCAL YEAR TO DATE

	% Change in Dollars 2011/2010	% Change in Count 2011/2010	Amount Proposed 2011	Number Proposed 2011	Amount Proposed 2010	Number Proposed 2010	Amount Proposed 2009	Number Proposed 2009
Medill School of Journalism	-57%	0%	\$450,000	2	\$1,034,859	2	\$1,742,746	5
Northwestern School of Law	-6%	67%	\$508,701	10	\$543,500	6	\$1,090,712	9
OR Programmatic Support	-100%	-100%	\$0	0	\$10,000	1	\$0	0
Office Information Technology	0%	0%	\$0	0	\$0	0	\$1,257,226	4
Office of the Provost	-97%	11%	\$178,204	10	\$5,891,441	9	\$242,556	3
Research Centers & Institutes	86%	-36%	\$47,866,696	34	\$25,762,354	53	\$55,499,576	33
Research Operations	-95%	100%	\$507,156	2	\$10,000,000	1	\$394,127	3
School of Communication	195%	100%	\$25,763,267	34	\$8,722,006	17	\$12,354,082	21
School of Continuing Studies	-100%	-100%	\$0	0	\$50,000	1	\$0	0
School of Educ & Social Policy	0%	36%	\$24,442,360	30	\$24,419,005	22	\$3,280,246	12
School of Music	351%	100%	\$225,297	2	\$49,999	1	\$331,842	2
Student Affairs	33%	0%	\$9,998	1	\$7,500	1	\$7,500	1
The Graduate School (TGS)	-100%	-100%	\$0	0	\$40,000	2	\$2,901,182	2
University Library	4,093%	100%	\$247,165	2	\$5,895	1	\$20,220	1
Weinberg CollegeArts&Sciences	69%	27%	\$119,712,089	205	\$70,669,011	161	\$72,628,424	155
Totals	3%	5%	\$797,587,901	1,248	\$775,711,596	1,192	\$724,011,028	1,088

GM067 - Awards Summary by Management Area

Comparison of the count and dollar total of awards received in a selected month, by management area, as well as a year to month comparison for three fiscal years.

Navigation: InfoEd_Reports > Annual/Monthly Reports



NORTHWESTERN
UNIVERSITY

Awards Summary by Management Areas

Office for Sponsored Research

Due to OSR's data quality assurance program, monthly reports of award and proposal activity are generally finalized two weeks into the following month; therefore any reports run early in the month are subject to change.

Year

Select the Year: (The accurate fiscal year will be reflected on the report if different than the calendar year selected. For example, when Sept 2007 is selected, FY 2008 will display.)

* Year

Month

Select the Month.

* Month



Awards Summary by Management Areas
Office for Sponsored Research
For 7 - July 2011

CURRENT FISCAL MONTH

	% Change in Dollars 2011/2010	% Change in Count 2011/2010	Amount Awarded 2011	Number Awarded 2011	Amount Awarded 2010	Number Awarded 2010
Athletics	-100%	-100%	\$0	0	\$5,000	1
Feinberg School of Medicine	10%	23%	\$49,318,876	225	\$44,950,924	183
Kellogg School of Management	-22%	-33%	\$133,003	2	\$170,866	3
McCormick Sch Engg & App Sci	-2%	-15%	\$8,710,699	63	\$8,902,750	74
Northwestern School of Law	100%	100%	\$45,000	1	\$0	0
Office of the President	-100%	-100%	\$0	0	\$135,000	1
Office of the Provost	100%	0%	\$10,000	1	\$5,000	1
Research Centers & Institutes	-59%	-20%	\$2,818,900	12	\$6,866,810	15
School of Communication	64%	12%	\$1,461,588	9	\$890,486	8
School of Continuing Studies	-100%	-100%	\$0	0	\$50,000	1
School of Educ & Social Policy	50%	100%	\$726,515	6	\$484,387	3
School of Music	0%	0%	\$50,000	1	\$50,000	1
Weinberg CollegeArts&Sciences	8%	35%	\$8,770,116	73	\$8,153,314	54
Totals	2%	14%	\$72,044,697	393	\$70,664,537	345

FISCAL YEAR TO DATE

	% Change in Dollars 2011 / 2010	% Change in Count 2011 / 2010	Amount Awarded 2011	Number Awarded 2011	Amount Awarded 2010	Number Awarded 2010	Amount Awarded 2009	Number Awarded 2009
Athletics	-100%	-100%	\$0	0	\$5,000	1	\$10,000	1
Business and Finance	-100%	-100%	\$0	0	\$75,000	1	\$75,000	1
Ctrl Rsrc The Graduate School	1,006%	-44%	\$2,245,304	5	\$202,980	9	\$2,147,368	12
Feinberg School of Medicine	-9%	5%	\$253,526,876	1,392	\$279,135,262	1,325	\$236,310,057	1,223
Kellogg School of Management	-14%	-9%	\$635,602	10	\$735,031	11	\$261,637	6
McCormick Sch Engg & App Sci	-15%	-3%	\$49,928,171	383	\$58,983,913	394	\$45,109,186	358
Media Management Center	-67%	-50%	\$185,000	1	\$568,000	2	\$517,000	2

CURRENT FISCAL MONTH

FISCAL YEAR TO DATE

	% Change in Dollars 2011 / 2010	% Change in Count 2011 / 2010	Amount Awarded 2011	Number Awarded 2011	Amount Awarded 2010	Number Awarded 2010	Amount Awarded 2009	Number Awarded 2009
Medill School of Journalism	-5%	0%	\$1,179,400	6	\$1,235,875	6	\$1,178,438	8
Northwestern School of Law	-7%	80%	\$819,998	18	\$878,930	10	\$2,251,618	13
OR Programmatic Support	-100%	-100%	\$0	0	\$10,000	1	\$0	0
Office Information Technology	874%	0%	\$1,570,507	3	\$161,209	3	\$363,137	3
Office of the President	38%	-33%	\$348,000	2	\$251,586	3	\$449,855	4
Office of the Provost	27%	50%	\$5,477,868	18	\$4,299,371	12	\$5,314,965	7
Research Centers & Institutes	-37%	-1%	\$18,060,867	83	\$28,675,373	84	\$22,620,099	98
Research Operations	0%	0%	\$2,510,151	2	\$2,510,151	2	\$3,429,053	5
School of Communication	-7%	33%	\$7,443,805	48	\$8,004,751	36	\$7,407,619	30
School of Continuing Studies	-53%	-67%	\$155,000	1	\$328,000	3	\$50,000	1
School of Educ & Social Policy	-6%	-8%	\$4,945,933	24	\$5,275,680	26	\$2,846,470	24
School of Music	-58%	-50%	\$50,000	1	\$119,396	2	\$168,949	2
Student Affairs	-100%	-100%	\$0	0	\$1,690	1	\$2,530	1
The Graduate School (TGS)	-9%	0%	\$287,324	2	\$317,304	2	\$503,324	2
University Library	0%	0%	\$0	0	\$0	0	\$89,733	1
University Press	-49%	100%	\$165,608	2	\$325,391	1	\$180,336	2
Weinberg CollegeArts&Sciences	11%	5%	\$56,514,894	366	\$51,115,282	350	\$46,414,385	323
Totals	-8%	4%	\$406,050,308	2,367	\$443,215,175	2,285	\$377,700,759	2,127

GM068 - Awards Summary by Sponsor Type

Comparison of the count and dollar total of awards received in a selected month, by sponsor type, as well as a year to month comparison for three fiscal years.

Navigation: InfoEd_Reports > Annual/Monthly Reports



NORTHWESTERN
UNIVERSITY

Awards Summary by Sponsor Type

Office for Sponsored Research

Due to OSR's data quality assurance program, monthly reports of award and proposal activity are generally finalized two weeks into the following month; therefore any reports run early in the month are subject to change.

Year

Select the Year: (The accurate fiscal year will be reflected on the report if different than the calendar year selected. For example, when Sept 2007 is selected, FY 2008 will display.)

* Year

Month

Select the Month.

* Month

Department Hierarchy

Please choose one or more department nodes.

☐ Department Levels

[Deselect all](#)



NORTHWESTERN
UNIVERSITY

Award Summary by Sponsor Type

Office for Sponsored Research
For 10 - October 2012

Dept Tree: All

CURRENT FISCAL MONTH

	% Change in Dollars 2013/2012	% Change in Count 2013/2012	Amount Awarded 2013	Number Awarded 2013	Amount Awarded 2012	Number Awarded 2012
ASSOC	-100%	-100%	\$0	0	\$100,286	4
EDUC	-100%	-100%	\$0	0	\$159,484	3
FED	-100%	-100%	\$0	0	\$18,365,624	128
FOUND	-100%	-100%	\$0	0	\$1,564,239	21
HOSP	-100%	-100%	\$0	0	\$264,003	6
ILAGEN	-100%	-100%	\$0	0	\$272,700	3
INDUS	-100%	-100%	\$0	0	\$6,399,081	30
VOLHEAL	-100%	-100%	\$0	0	\$292,063	6
Totals	-100%	-100%	\$0	0	\$27,417,480	201


FISCAL YEAR TO DATE

	% Change in Dollars 2013 / 2012	% Change in Count 2013 / 2012	Amount Awarded 2013	Number Awarded 2013	Amount Awarded 2012	Number Awarded 2012	Amount Awarded 2011	Number Awarded 2011
ASSOC	-100%	-100%	\$0	0	\$100,286	4	\$10,000	2
EDUC	-100%	-100%	\$0	0	\$309,484	6	\$115,142	4
FED	-100%	-100%	\$0	0	\$43,141,942	230	\$56,463,701	261
FORGOV	-100%	-100%	\$0	0	\$310,000	1	\$7,710	1
FOUND	-100%	-100%	\$0	0	\$2,028,567	28	\$1,861,807	26
HOSP	-100%	-100%	\$0	0	\$744,760	17	\$654,024	6
ILAGEN	-100%	-100%	\$0	0	\$715,141	5	\$3,862,286	5
INDUS	-100%	-100%	\$0	0	\$9,420,799	61	\$5,523,039	51
VOLHEAL	-100%	-100%	\$0	0	\$818,829	16	\$2,344,793	33
Totals	-100%	-100%	\$0	0	\$57,589,807	368	\$70,842,502	389

GM070 - Awards with Required Cost Sharing

Awards from US sponsors with required cost sharing.


Navigation: InfoEd_Reports > Cost Sharing




NORTHWESTERN
UNIVERSITY


Awards with Required Cost Sharing

Budget Period -Award activity will be limited to records that fall within the following budget period range.

From: 

To: 

Department Hierarchy - Please choose one or more department nodes in the department hierarchy below.

 ☐ Department Levels

[Deselect all](#)

Select next to configure additional prompts for your report or finish to view results.

PI Name - Search for PIs by first or last name.

Multiple names may be entered separated by spaces

Tip: Only the first 300 results can be displayed. Enter more information below and search again to reduce the number of search results.

Keywords:

Type one or more keywords separated by spaces.

[Options](#) ▾

Results:

[Select all](#) [Deselect all](#)

Choices:

[Select all](#) [Deselect all](#)



NORTHWESTERN
UNIVERSITY

Awards with Required Cost Sharing

Between Oct 1, 2011 and Oct 28, 2011

Only includes awarded proposals with mandatory cost sharing and a total funded amount that is greater than zero, and whose originating sponsor type is not the state of Illinois or foreign governments. Does not include proposals whose originating sponsor's parent is the NIH or HHS.

Dept Tree:

PI:

Institution Number	Main PI	Proposal Title	School	Department	Sponsor	Originating Sponsor	Award Type	CUPS #	Awarded Budget Period	Funded Mandatory Cost Share	Total Maximum Award Amount	Source(s)
		Intrinsically Acentric High-Response Electro-Optic Multilayers. Materials for High-Speed Optical Switching			Case Western Reserve University	National Science Foundation	Noncompeting Continuation		8/1/11 - 7/31/12	\$21,639	\$112,200	
		MRI: Acquisition of a Time-of-Flight GC-Mass Spectrometer			National Science Foundation	National Science Foundation	New		9/1/09 - 8/31/12	\$86,508	\$201,851	
		Simons Foundation Postdoctoral Fellowship			Simons Foundation	Simons Foundation	New		7/1/11 - 6/30/12	\$13,458	\$104,920	
		GAANN Fellowships for Applied Physics			Department of Education	Department of Education	Noncompeting Continuation		8/15/11 - 8/14/12	\$122,817	\$263,850	
		MRI-R2: Development of Instrumentation for Nanoscale Spatial and Time Resolved Microwave Studies at Variable Temperatures and Magnetic Fields			National Science Foundation	National Science Foundation	Noncompeting Continuation		3/1/11 - 2/29/12	\$40,181	\$77,505	
Summary										\$284,603	\$760,326	

GM071 - Monthly Proposal Detail

Comprehensive list of all proposals submitted over a time period.

Navigation: InfoEd_Reports > Annual/Monthly Reports



NORTHWESTERN
UNIVERSITY

Northwestern University Detail Proposal List

Submit Date - View proposals with a submit date that falls within the following date range.

* Start Date
Oct 28, 2011

* End Date
Oct 28, 2011

Department Hierarchy - Please choose one or more department nodes in the department hierarchy below.

Department Levels

[Deselect all](#)

Select next to configure additional prompts or finish to view your report.

PI Name - Search for PIs by first or last name.
Multiple names may be entered separated by spaces

Tip: Only the first 300 results can be displayed. Enter more information below and search again to reduce the number of search results.

Keywords:

Type one or more keywords separated by spaces.

[Options](#) ▾

Results:

[Select all](#) [Deselect all](#)

Choices:

[Select all](#) [Deselect all](#)



NORTHWESTERN
UNIVERSITY

Northwestern University Detail Proposal List

From Oct 1, 2011 to Oct 28, 2011

(New, Renewal, Supplemental, and Revised Applications)

This is a compilation of proposals submitted from Oct 1, 2011 to Oct 28, 2011. For comments or corrections, please write or call the Office for Sponsored Research at 1-3003 (Evanston) or 3-7955 (Chicago) or send email to Dave Hull, d-hull2@northwestern.edu.


Dept Tree:
PI:

Main PI	Institution Number	Researchers	Sponsor	Title	Project Period	Proposed Amount	Type	Submit Date
			National Institutes of Health	The Effect of Contralesional Motor Cortical Activity on Arm Synergies in Stroke	7/1/12 - 6/30/17	\$1,866,044	New	10/5/11
			Association Francaise contre les Myopathies (via Children's Memorial Hospital)	Biomarkers for SMA	6/1/12 - 5/31/14	\$33,429	New	10/7/11
			National Institutes of Health (via Children's Memorial Hospital)	Biomarkers for SMA	7/1/12 - 6/30/14	\$41,690	New	10/17/11
			Canadian Institutes of Health Research	Fellowship for Jessica Wilson in support of: Motor Unit Excitability in Parkinson's Disease and the Effects of Modulation By Monoamines	5/1/12 - 4/30/15	\$105,000	New	10/10/11
Subtotal						\$2,046,163	4	
Total of proposals for						\$2,046,163	4	
Total of proposals						\$2,046,163	4	
Total Proposals for Oct 1, 2011 to Oct 28, 2011						\$2,046,163	4	

GM072 - Award Analysis

Total number of awards and total awarded by school. The first drill through provides the ability to see the total number of awards and total awarded by department. The second drill through gives the detailed award information related to the query. A broad range of prompts allow for specific or wide ranging queries.


Navigation: InfoEd_Reports > Proposal/Award Trends




NORTHWESTERN
UNIVERSITY

GM072 - Award Analysis

GCO Approval Date - View awards with an approval date that falls within the following date range.

* 

* 

Pricing Method - Fixed price or incurred.

FDP - Include or exclude FDP Proposals.

Award Type - Select one or more award types.

Competing Renewal
New
Noncompeting Continuation
Option Years
Supplement

[Select all](#) [Deselect all](#)

Program Type NUFIn Class - Select one or more program types NUFIn Classes.

Career Award
Clinical Trial
Construction
Equipment Acquisition
Letter of Intent
Other Sponsored Programs
Preliminary Proposal
Sponsored Research
Sponsored Training
Student Aid

[Select all](#) [Deselect all](#)

Instrument Type - Select one or more program types.

Contract
Cooperative Agreement
Grant
Subcontract (Converted)

[Select all](#) [Deselect all](#)

Select next to configure additional prompts for your report or finish to view results.

Sponsor - Search for sponsors by entering all or part of the sponsor name.

Tip: Only the first 300 results can be displayed. Enter more information below and search again to reduce the number of search results.

Keywords:
Type one or more keywords separated by spaces.

Search

[Options](#) ▾

Results:

[Select all](#) [Deselect all](#)

Insert

Remove

Choices:

[Select all](#) [Deselect all](#)

[Select all](#) [Deselect all](#)

[Select all](#) [Deselect all](#)

Grandparent Sponsor - Search for grandparent sponsors by entering all or part of the grandparent sponsor name.

Tip: Only the first 300 results can be displayed. Enter more information below and search again to reduce the number of search results.

Keywords:
Type one or more keywords separated by spaces.

Search

[Options](#) ▾

Results:

[Select all](#) [Deselect all](#)

Insert

Remove

Choices:

[Select all](#) [Deselect all](#)



**NORTHWESTERN
UNIVERSITY**

Award Analysis

Between Oct 1, 2011 and Oct 28, 2011

Pricing Method: All
FDP: All
Award Type: All
Program Type NUFIn Class: All
Instrument Type: All
Sponsor : All
Parent Sponsor : All
Grandparent Sponsor : All

School	Total Number Awarded	Total Maximum Award Amount
	2	\$18,000
	104	\$16,302,368
	2	\$110,843
	37	\$4,251,971
	1	\$50,000
	1	\$90,000
	2	\$225,625
	2	\$125,000
	7	\$508,759
	6	\$610,476
	1	\$50,000
	2	\$77,500
	34	\$4,996,938
Summary	201	\$27,417,480

Drills to:

Department	Total Number Awarded	Total Maximum Award Amount
	1	\$65,625
	1	\$160,000
Summary	2	\$225,625

Drills to:

Institution Number	Main PI	School	Department	Title	Sponsor	Originating Sponsor	Originating Sponsor Type	Sponsor Award No	Awarded Project Period	Awarded Budget Period	Award Type	Total Maximum Award Amount
				Project Bamboo Technology Proposal (Phase One)	University of California, Berkeley	Andrew W. Mellon Foundation	Foundations	00007436 / PO 2000070744	10/1/10 - 3/31/12	10/1/10 - 3/31/12	New	\$65,625
												\$65,625

GM073 - Proposal Success Rate

Proposal success rate, measured by the percentage of proposals funded divided by the number of proposals submitted to sponsors over a specified time period.

Navigation: InfoEd_Reports > Proposal/Award Trends



NORTHWESTERN
UNIVERSITY

GM073 - Proposal Success Rate

Submit Date - View proposals with a submit date that falls within the following date range.

*

*

Sponsor Type - Select one or more sponsor types.

- Associations
- Default Sponsor Type
- Educational Institutions
- Federal Agencies
- Foreign Governments
- Foundations
- Hospitals and Medical Centers
- Industry and Trade Organizations
- State of Illinois Agencies
- U.S. State and Local Government Bodies
- Voluntary Health and Medical Organizations

[Select all](#) [Deselect all](#)

Proposal Type - Select one or more proposal types.

- Competitive Renewal
- New
- Resubmission
- Revised
- Supplemental Request

[Select all](#) [Deselect all](#)

Originating Sponsor Type - Select one or more originating sponsor types.

- Associations
- Default Sponsor Type
- Educational Institutions
- Federal Agencies
- Foreign Governments
- Foundations
- Hospitals and Medical Centers
- Industry and Trade Organizations
- State of Illinois Agencies
- U.S. State and Local Government Bodies
- Voluntary Health and Medical Organizations

[Select all](#) [Deselect all](#)



NORTHWESTERN
UNIVERSITY

Proposal Success Rate Between Oct 1, 2011 and Oct 28, 2011

Proposal Type: All
Sponsor Type: All
Originating Spon Type: All

Proposal Success Rate	Total Number Proposed	Total Amount Proposed	Total Number Pending	Total Amount Pending	Total Number Funded	Total Amount Funded
100%	1	\$2,000	0	\$0	1	\$2,000
12%	98	\$167,234,389	83	\$162,067,676	12	\$4,293,044
7%	45	\$23,965,414	42	\$21,741,144	3	\$257,400
0%	1	\$32,811	1	\$32,811	0	\$0
0%	6	\$3,377,783	6	\$3,377,783	0	\$0
0%	4	\$1,272,216	4	\$1,272,216	0	\$0
0%	40	\$11,732,714	40	\$11,732,714	0	\$0
8%	195	\$207,617,326	176	\$200,224,344	16	\$4,552,444

Drills to:


Proposal Success Rate	Total Number Proposed	Total Amount Proposed	Total Number Pending	Total Amount Pending	Total Number Funded	Total Amount Funded
0%	1	\$385,564	1	\$385,564	0	\$0
11%	9	\$8,239,899	8	\$8,230,899	1	\$5,000
0%	4	\$625,443	4	\$625,443	0	\$0
0%	1	\$420,385	1	\$420,385	0	\$0
0%	8	\$5,467,894	8	\$5,467,894	0	\$0
0%	1	\$391,819	1	\$391,819	0	\$0
9%	11	\$4,851,727	10	\$2,792,350	1	\$252,400
0%	1	\$301,094	1	\$301,094	0	\$0
0%	4	\$1,582,297	4	\$1,582,297	0	\$0
0%	2	\$743,451	2	\$743,451	0	\$0
0%	1	\$750,002	1	\$750,002	0	\$0
50%	2	\$205,839	1	\$49,946	1	\$0
7%	45	\$23,965,414	42	\$21,741,144	3	\$257,400

Drills to:

Proposal Success Rate	Total Number Proposed	Total Amount Proposed	Total Number Pending	Total Amount Pending	Total Number Funded	Total Amount Funded
9%	11	\$4,851,727	10	\$2,792,350	1	\$252,400
9%	11	\$4,851,727	10	\$2,792,350	1	\$252,400


GM074 - Proposal Analysis


Total number of proposals and total proposed by school. The first drill throughs provide the ability to see the total number of proposals and total proposed by department. The second drill through gives the detailed proposal information related to the query. A broad range of prompts allow for specific or wide ranging queries. Navigation: InfoEd_Reports > Proposal/Award Trends

**NORTHWESTERN
UNIVERSITY**

GM074 - Proposal Analysis

Submitted Date - View proposals with a submit date that falls within the following date range.

* Oct 1, 2011 

* Oct 28, 2011 

Program Type NUFin Class - Select one or more program type NUFin Classes.

Career Award
Clinical Trial
Construction
Equipment Acquisition
Letter of Intent
Other Sponsored Programs
Preliminary Proposal
Sponsored Research
Sponsored Training
Student Aid

[Select all](#) [Deselect all](#)

Proposal Status - Select one or more proposal statuses.

Awarded
Awarded QA Check Complete
JIT/Revisions Requested
Negotiated Pending Administrative
Negotiated Pending Sponsor Execution
Pre-Spending
Sponsor Denied
Submitted
Under Negotiation
Unfunded
Withdrawn

[Select all](#) [Deselect all](#)

Proposal Type - Select one or more proposal types.

Competitive Renewal
Continuation
New
Non-Funded Negotiations
Preliminary Proposal
Resubmission
Revised
Supplemental Request


[Select all](#) [Deselect all](#)

Instrument Type - Select one or more instrument types.

Contract
Cooperative Agreement
Grant
Subcontract (Converted)

[Select all](#) [Deselect all](#)

Pricing Method - Fixed price or incurred.

Pricing Method 

Sponsor - Search for sponsors by entering all or part of the sponsor name.

Tip: Only the first 300 results can be displayed. Enter more information below and search again to reduce the number of search results.

Keywords:

Type one or more keywords separated by spaces.

[Options](#) ▾

Results:

[Select all](#) [Deselect all](#)

Choices:

[Select all](#) [Deselect all](#)

Parent Sponsor - Search for parent sponsors by entering all or part of the parent sponsor name.

Tip: Only the first 300 results can be displayed. Enter more information below and search again to reduce the number of search results.

Keywords:

Type one or more keywords separated by spaces.

[Options](#) ▾

Results:

Choices:

[Select all](#) [Deselect all](#)

[Select all](#) [Deselect all](#)

Grandparent Sponsor - Search for grandparent sponsors by entering all or part of the grandparent sponsor name.

Tip: Only the first 300 results can be displayed. Enter more information below and search again to reduce the number of search results.

Keywords:

Type one or more keywords separated by spaces.

[Options](#) ▾

Results:

[Select all](#) [Deselect all](#)

Choices:

[Select all](#) [Deselect all](#)

Proposal Analysis

Between Oct 1, 2011 and Oct 28, 2011

Proposal Type: All
Program Type: All
Instrument Type: All
Proposal Status: All
Pricing Method: All
Sponsor : All
Parent Sponsor : All
Grandparent Sponsor : All

School	Total Number Proposed	Total Amount Proposed
	1	\$2,000
	98	\$167,234,389
	45	\$24,088,645
	1	\$32,811
	6	\$3,377,783
	4	\$1,272,216
	40	\$11,732,714
Summary	195	\$207,740,557

Drills to:

Proposal Analysis

Between Oct 1, 2011 and Oct 28, 2011

Proposal Type: All
Program Type: All
Instrument Type: All
Proposal Status: All
Pricing Method: All
Sponsor : All
Parent Sponsor : All
Grandparent Sponsor : All

Department	Total Number Proposed	Total Amount Proposed
	9	\$8,239,899
	4	\$625,443
	1	\$750,002
	4	\$1,582,297
	1	\$301,094
	1	\$420,385
	1	\$385,564
	11	\$4,851,727
	8	\$5,467,894
	2	\$743,451
	1	\$391,819
	2	\$329,070
	45	\$24,088,645

Drills to:

<div>  <div> Proposal Analysis Between Oct 1, 2011 and Oct 28, 2011 </div> <div> Proposal Type: All Program Type: All Instrument Type: All Proposal Status: All Pricing Method: All Sponsor : All Parent Sponsor : All Grandparent Sponsor : All </div> </div>													
Institution Number	Main PI	School	Department	Title	Sponsor	Originating Sponsor	Originating Sponsor Type	Submit Date	Proposal Status	Proposed Project Begin	Proposed Project End	Proposal Type	Total Amount Proposed
				Effects of Crowding on Dynamical Processes in Cell Nuclei in Early Carcinogenesis	National Science Foundation	National Science Foundation	Federal Agencies	10/26/11	Submitted	7/1/12	6/30/15	New	\$385,564
Summary													\$385,564

GM084 - Completed Awards within Three Years - All Roles

Part of the Current, Pending and Completed Support package. All awards that have been completed within the past three years from a chosen date for a research are displayed. Navigation: InfoEd_Reports > Current, Pending, and Completed Support

<h3 style="margin: 0;">Northwestern</h3>	<h3 style="margin: 0;">GM084 - Current, Pending, and Completed Support</h3> <p style="margin: 0;">Completed Awards Cost Sharing Not Included</p>
<p>Date Options Select a date option.</p> <div style="border: 1px solid #ccc; padding: 5px; margin-top: 5px;"><input checked="" type="radio"/> Last 3 Years <input type="radio"/> User Defined Date Range</div> <p>Sponsor - Search for one or more sponsors by entering their names. <small>Tip: Only the first 300 results can be displayed. Enter more information below and search again to reduce the number of search results.</small></p> <p>Keywords: <small>Type one or more keywords separated by spaces.</small></p> <div style="border: 1px solid #ccc; padding: 5px; margin-top: 5px;"><input style="width: 100%;" type="text"/><input type="button" value="Search"/></div> <p>Options</p> <div style="display: flex; justify-content: space-between;"><div style="width: 45%;"><p>Results:</p><div style="border: 1px solid #ccc; height: 100px; margin-top: 5px;"></div><div style="text-align: right; margin-top: 5px;"><input type="button" value="Insert"/> <input type="button" value="Remove"/></div><div style="text-align: right; margin-top: 5px;">Select all Deselect all</div></div><div style="width: 45%;"><p>Choice:</p><div style="border: 1px solid #ccc; height: 100px; margin-top: 5px;"></div><div style="text-align: right; margin-top: 5px;"><input type="button" value="Insert"/> <input type="button" value="Remove"/></div><div style="text-align: right; margin-top: 5px;">Select all Deselect all</div></div></div>	

Northwestern

Current, Pending, and Completed Support Completed Awards Cost Sharing Not Included Award End Dates between Dec/2/2013 and Dec/2/2016

Sponsor: All
Investigator: [REDACTED]

Institution Number	Subproject Number	Sponsor Award No	Department	Project ID	Investigator	Role	Main PI	Title	Sponsor	Originating Sponsor	Awarded Project Start Period	Awarded Project End Period	Project Period Total Costs	Total Costs All Projects	Project Summary
[REDACTED]	[REDACTED]	[REDACTED]	8282300 - Institute for Nanotechnology	[REDACTED]	[REDACTED]	PD/PI	[REDACTED]	L-003: Nanomaterials for Cancer Diagnostics and Therapeutics	Searle Funds at The Chicago Community Trust	Searle Funds at The Chicago Community Trust	05/01/11	07/31/14	[REDACTED]	[REDACTED]	
[REDACTED]	[REDACTED]	[REDACTED]	4011400 - Chemistry	[REDACTED]	[REDACTED]	Principal Investigator	[REDACTED]	Scanning Probe Epitaxy	Space and Naval Warfare Systems Center Pacific	Space and Naval Warfare Systems Center Pacific	06/25/08	01/25/14	[REDACTED]	[REDACTED]	
[REDACTED]	[REDACTED]	[REDACTED]	5202000 - Dermatology	[REDACTED]	[REDACTED]		[REDACTED]	P&F 4: Nanoparticle Delivery of Oligonucleotides Targeting Missense Mutations in Keratinocytes	National Institute of Arthritis and Musculoskeletal and Skin Diseases	National Institute of Arthritis and Musculoskeletal and Skin Diseases	08/01/09	06/30/14	[REDACTED]	[REDACTED]	

GM085 - Pending Proposals - All Roles

Part of the Current, Pending and Completed Support package. All proposals that are still pending for a research are displayed along with the year 1 requested effort and total proposed dollars.

Navigation: InfoEd_Reports > Current, Pending, and Completed Support

Northwestern

GM085 - Current, Pending, and Completed Support

Pending Proposals - All Roles

Cost Sharing Not Included

Date Options

Select a Proposal Project Start date option:
Report will return all pending proposals with
a Start Date on or after the date selected.

- ☒ Today
☐ User Defined Date

Investigator Name - Search for one or more investigators by entering their
first or last names.

Tip: Only the first 300 results can be displayed. Enter more information
below and search again to reduce the number of search results.

Keywords:

Type one or more keywords separated by spaces.

[Options](#) ▾

Results:

[Select all](#) [Deselect all](#)

* Choice:

[Select all](#) [Deselect all](#)

Report Run Controls

Report Sort

Report is sorted by Investigator. Select your
second sort order preference from the choices below.

- ☒ Sort by Institution Number
☐ Sort by Submission Date

Project Summary column

Show/Hide Project Summary column in the report.

- ☐ Show Project Summary Column
☒ Hide Project Summary Column

Northwestern


Current, Pending, and Completed Support
 Pending Proposals - All Roles
 Cost Sharing Not Included
 Proposal Project Start Date Greater Than Dec 2, 2016

Records where the PI has no effort and no requested salary on the PD budget will display a role of 'N/A'. The PI may actually have requested effort and should be confirmed on the Proposal Routing Form in InfoEd. Records where the selected employee has a role other than PI with no effort and no requested salary on the PD budget will not show on this report.

Institution Number	Subproject Number	Department	Investigator	Role	Main PI	Title	Sponsor	Originating Sponsor	Academic PD Person Months	Calendar PD Person Months	Summer PD Person Months	Proposed Project Start Date	Proposed Project End Date	1st Budget Period Direct Costs	Total Direct Costs Proposed	Total Costs Proposed	Submission Date	Proposal Status	Project Summary
		4011400 - Chemistry		PD/PI		Reconfigurable Matter from Programmable Atom Equivalents	Air Force Office of Scientific Research	Air Force Office of Scientific Research	0.00	0.00	0.58	1/1/17	12/31/21				6/29/16	Submitted	We propose to use a bio-inspired approach to assemble a diverse set of nanoparticle building blocks into reconfigurable, structurally sophisticated, and highly functional colloidal crystals. In particular, nanoparticles densely functionalized with DNA, or other nucleic acids of interest, will be used as programmable atom equivalents (PAEs), where specifically designed sequences are used as "bonds" to connect nanoparticles and to "encode" physical structure. Groundbreaking discoveries in the Mirkin group over the last decade with PAEs, enabled by AFOSR-funded research, have established a vast new phase space of previously inaccessible nanoparticle-based materials and, in so doing, demonstrated the extraordinary structural control afforded by our nucleic acid-mediated approach to nanoparticle crystallization. In a collaborative basic research effort, we will expand on this unprecedented degree of structural control through the creation of a new class of functional and reconfigurable PAE-based crystals. Specifically, we will synthesize and investigate new types of structurally sophisticated architectures that feature the dynamic interactions and responsiveness characteristic of most natural materials. These novel materials are expected to exhibit emergent physical properties that can be tuned on-demand and would not be possible to synthesize using any other known technique. In addition to leading to new materials important to the Air Force for high-performance structural, optical, magnetic and electronic applications, this research will contribute significantly to advancing many areas of fundamental science.

GM086 - Projects Balances Report

Similar to GM044 Sponsored Project Portfolio, but with added data fields including ASRSP GCFA Name, Award ID/ Sponsor ID, Start and End dates.
Navigation: School > Sponsored Programs Management



NORTHWESTERN
UNIVERSITY

GM086 - Projects Balances Report

Date Options
Select a [date option](#)

☐ Current Period
☐ Previous Period
☒ User Defined Period

Fiscal Year
Select a Fiscal Year.

* ▼

Accounting Period
Select an Accounting Period.

* ▼

Manager/Reviewer
Search by entering all or part of a Manager/Reviewer Name or NetID.
More information: [ChartField Managers Job Aid \(pdf\)](#)

Tip: Only the first 300 results can be displayed. Enter more information below and search again to reduce the number of search results.

Keywords:
Type one or more keywords separated by spaces.

[Options](#) ▼

Results:

Select all Deselect all

Insert ➡

⬅ Remove

Choice:

Select all Deselect all

Department Prompt
Use the radio buttons to select a department(s) from a tree or by ID/description.

☒ Tree
☐ Department Search & Select

Department Tree Node
Select one or more Department Tree Nodes.

☒ All Departments

[Deselect all](#)

Project Status
Use the radio buttons to filter projects based on status.

☐ All Projects
☒ Active Projects Only
☐ Inactive Projects Only

NU Report Inventory – GM

Page 81

Fund

Select one or more Funds.

191 - Mandatory Cost Sharing
192 - Over-the-Cap Commitment
193 - Volntry Commit (Salary&NonSal)
600 - Grants and Contracts
610 - Federal Grants and Contracts
611 - Federal ARRA Grants& Contracts
620 - Federal Flow-Through
621 - Federal ARRA Flow-Through
630 - State of Illinois Funding
640 - Industry Clinical Trials
650 - Other Grants and Contracts

[Select all](#) [Deselect all](#)**Contract Status**

Select one or more Contract Status.

-
ACTIVE
CLOSED
PENDING

[Select all](#) [Deselect all](#)**GCFAs**

Select one or more GCFAs.

-
Bernie Hadaway
Boetcher,Debora Ann
Bonnie Schorn
Bursik,Katherine
Cheryl Albiniak
Colleen Hull
Damon Mui
Elizabethte Rischall
Elvi Stene
Eskedar Alem

[Select all](#) [Deselect all](#)

Left side:



**NORTHWESTERN
UNIVERSITY**

Projects Balance

For Fiscal Year
As of Accounting Period 3 - No

ASRSP GCFA	Award ID	Fund	Department ID	Department Description	Project ID	Activity ID	PI Name	Activity Start Date	Activity End Date	Project Start Date	Project End Date	Contract Start Date	Contract End Date	Sponsor Name	Ref
-								4/15/11	11/30/11	4/15/11	11/30/11	4/15/11	11/30/11	Rehabilitation Institute Research Corpor	PRES
-								4/15/11	11/30/11	4/15/11	11/30/11	4/15/11	11/30/11	Rehabilitation Institute Research Corpor	PRES
-								7/1/11	6/30/12	7/1/11	6/30/12	7/1/11	6/30/12	University of Illinois at Urbana- Champaign	2011 02/D BOB-
-								7/1/11	6/30/12	7/1/11	6/30/12	7/1/11	6/30/12	University of Illinois at Urbana- Champaign	2011 02/D BOB-
-								8/1/11	8/31/12	9/1/11	8/31/16	8/1/11	8/31/16	National Eye Institute	1R01 01A1

Right side:

Report

2
ber 2011 (Open)


Fiscal Year: Current Period
Accounting Period: Current Period
GCFA:
Contract Status:
Fund:
Department:
Project PI:
Project Status: Active Projects Only

Source Award	Award Title	CFDA#	CFDA Attribute	Activity Processing Status	Project Status	Contract Status	Contract Type	Budget (A)	Expense (B)	Encumbrance/Requisition (C)	Balance (D) = (A-B-C)	F&A Encumbrance (E)	Final Balance (F) = (D-E)
0	PRESPEND: Prosthesis Control b	93.RD	-	A	Open	PENDING	SPONSORED	\$15,000.00	\$0.00	\$0.00	\$15,000.00	\$0.00	\$15,000.00
0	PRESPEND: Prosthesis Control b	93.RD	-	A	Open	PENDING	SPONSORED	\$15,000.00	\$6,838.52	\$0.00	\$8,161.48	\$0.00	\$8,161.48
76- //11-	Illinois Center for Transporta	20.205	-	A	Open	PENDING	SPONSORED	\$0.00	\$0.00	\$0.00	\$0.00	\$0.00	\$0.00
76- //11-	Illinois Center for Transporta	20.205	-	A	Open	PENDING	SPONSORED	\$75,000.00	\$19,374.06	\$3,174.75	\$52,451.19	\$634.95	\$51,816.24
1165-	The Retinal Microenvironment i	93.867	-	A	Open	PENDING	SPONSORED	\$383,444.00	\$64,092.99	\$28,674.03	\$290,676.98	\$10,853.87	\$279,823.11

GM090 - Award Projection Report

This report contains InfoEd awarded direct and indirect budgets prorated to a fiscal year value based on the award status, period start and end dates. Includes Clinical Trial awards with a billing method of “As Incurred”. The amounts are then totaled for the fiscal year time frame. This report does not include fixed price clinical trials or actual NUFinancials expenses.

Navigation: InfoEd_Reports > Projected Proposal/Award Trends



NORTHWESTERN
UNIVERSITY

GM090 - Award Projection Report

This report will include As Incurred clinical trials, but will not contain Fixed Price clinical trials since these projects are budgeted on a per patient basis instead of by budget period. Also, this report contains InfoEd actual NU Financial expenses. Grant budget period award amounts are prorated to a weekly value based on budget period start and end dates and totaled for the fiscal year time frame. The calculated award amount fiscal period the budget period spans.

Date Option

Fiscal Year

Select a range of Fiscal Years.

Select Start Year

Select End Year

Parent Institution Number

Search for one or more Parent Institution Numbers below.

Tip: Only the first 300 results can be displayed. Enter more information below and search again to reduce the number of search results.

Keywords:

Type one or more keywords separated by spaces.

Search

Options

Results:

Insert

Remove

Choice:

Department Hierarchy

Please choose one or more department nodes in the department hierarchy below.

Department Levels

Deselect all

NU Report Inventory – GM

Page 85

[Select all](#) [Deselect all](#)

Proposal Type

Select one or more Proposal Types from the list below.

Competitive Renewal
Continuation
New
Non-Funded Negotiations
Preliminary Proposal
Resubmission
Revised
Supplemental Request

[Select all](#) [Deselect all](#)

Proposal Status

Select one or more Proposal Statuses from the list below.

Admin Shell Incomplete
Admin Shell Review Complete
Award Pending COI Determination
Award Ready for QA
Award Under OSR Review
Award Under OSR-Ev GO Review
Award Waiting Department
Awarded
Awarded QA Check Complete
Department Requests Revisions
Funded On Main

[Select all](#) [Deselect all](#)

Investigator Name

Search for one or more investigators by entering their first or last names.

Tip: Only the first 300 results can be displayed. Enter more information below and search again to reduce the number of search results.

Keywords:

Type one or more keywords separated by spaces.

[Options](#)

Results:

Choice:

[Select all](#) [Deselect all](#)

[Select all](#) [Deselect all](#)

Award Status

Select one or more Award Statuses from the list below.

Active - with Restrictions
Active-Award
Anticipated Outyear
Funded Outyear
Option Period
Pre-Spending

[Select all](#) [Deselect all](#)



NORTHWESTERN
UNIVERSITY

Award Projection Report Between 2014 and 2017

This report will include As Incurred clinical trials, but will not contain Fixed Price clinical trials since these projects are budgeted on a per patient basis instead of by budget period. Also, this report contains InfoEd awarded directs and indirects only. It does not include carry forward balances or actual NU Financial expenses. Grant budget period award amounts are prorated to a weekly value based on budget period start and end dates and totaled for the fiscal year time frame. The calculated award amounts on this report will not tie out to any other InfoEd reports unless totaled for each fiscal period the budget period spans.

Parent Institution Number: All
Proposal Type: All
Proposal Status: All
Department: All
Investigator Name: All
Award Status: All

Parent Institution Number	Subproject Institution Number	Dept ID	PS Project ID	Main PI	Department Description	Proposal Type	Proposal Status	Originating Sponsor Type	Sponsor	Award status	Award Start Date	Award End Date	Project Start Date	Project End Date	FY - 2014		FY - 2015		FY - 2016		FY - 2017	
															Directs	Indirects	Directs	Indirects	Directs	Indirects	Directs	Indirects
						New	Awarded QA Check Complete	INDUS		Active-Award	4/1/16	3/31/19	4/1/16	3/31/19					\$2,095.90	\$0.00	\$5,000.02	\$0.00
						Continuation	Subproject Award Setup	FED		Active-Award	5/1/16	4/30/17	5/1/16	4/30/18					\$59,718.36	\$32,546.47	\$117,494.65	\$64,034.51
										Anticipated Outyear	5/1/17	4/30/18	5/1/16	4/30/18							\$59,718.36	\$32,546.47


GM091 - Sponsor Payments Received Report

This report presents details of payments received by contract, with a breakout by project.

Payment activity includes all forms of payments as well as a subset of write-offs and other maintenance items.

Note: For converted non-clinical awards, payment data prior to December 2008 is not available.

Navigation: School > Sponsored Programs Management



NORTHWESTERN
UNIVERSITY


GM091 - Sponsor Payments Received Report

Award
Select one or more Awards.

Tip: Only the first 300 results can be displayed. Enter more information below and search again to reduce the number of search results.

Keywords:
Type one or more keywords separated by spaces.

[Options](#) 

Results:


Select all


Deselect all

Choices:

Select all

Deselect all







Award PI
Select one or more Award PIs.

Tip: Only the first 300 results can be displayed. Enter more information below and search again to reduce the number of search results.

Keywords:
Type one or more keywords separated by spaces.

[Options](#) 

Results:


Select all


Deselect all

Choices:

Select all

Deselect all






Project Status
Use the radio buttons to filter projects based on status.


☒ All Projects
☐ Active Projects Only
☐ Inactive Projects Only

Project
Select one or more Projects.

Tip: Only the first 300 results can be displayed. Enter more information below and search again to reduce the number of search results.

Keywords:
Type one or more keywords separated by spaces.

[Options](#) 

Results:


Select all


Deselect all

Choice:

Select all

Deselect all







Project PI
Select one or more Project PIs.

Tip: Only the first 300 results can be displayed. Enter more information below and search again to reduce the number of search results.

Keywords:
Type one or more keywords separated by spaces.

[Options](#) 

Results:


Select all


Deselect all

Choice:

Select all

Deselect all





Second page of Optional Prompts:

NU Report Inventory – GM

Page 88



Department Prompt

Use the radio buttons to select a department(s) from a tree or by ID/description.

☒ Tree
☐ Department Search & Select

Department Tree Node

Select one or more Department Tree Nodes.

☐ Department Levels

[Deselect all](#)

Sponsor

Select one or more Sponsors.

Tip: Only the first 300 results can be displayed. Enter more information below and search again to reduce the number of search results.

Keywords:

Type one or more keywords separated by spaces.

[Options](#)

[Results:](#)

[Select all](#) [Deselect all](#)

[Choice:](#)

[Select all](#) [Deselect all](#)



NORTHWESTERN
UNIVERSITY

Sponsor Payments Received Report

Note: For converted non-clinical awards, payment data prior to December 2008 is not available.

Award:

Award PI: All
Project Status: All Projects
Project: All
Project PI: All
Department: All
Sponsor: All

Award ID	Project	Project Title	Award PI	Project PI	Sponsor	Sponsor Award Number	Deposit Date	Posted Date	Entry Type	Invoice	Payment ID	Amount	Total Budget	Total Expenses
							8/31/12	9/5/12	PY	NU00133578	2550067	\$3,500.00		
							9/21/12	9/25/12	PY	NU00136256	2552913	\$4,398.30		
							1/3/13	1/7/13	PY	NU00148615	2567199	\$3,296.80		
							12/27/12	1/8/13	PY	NU00149407	2566008	\$48,430.92		
							2/25/13	3/27/13	PY	NU00158321	2573514	\$5,812.65		
							6/4/13	6/6/13	PY	NU00165068	2586732	\$4,987.66		
Total for Project												\$70,426.33	\$129,650.00	\$61,721.77
Total for Contract												\$70,426.33	\$129,650.00	\$61,721.77

Entry Types: PY = Payment, RF = Refund, WO = Write-off, WOC = Write-off Credit

GM092 – Subcontract Monitoring Report

The GM092 includes a complete list of fully-executed subcontracts, with current status for funding, disbursement, and burn rates (percent disbursed). Subcontracts will not be listed on the report until the IE Executed date is populated in InfoEd.

Navigation: School > Sponsored Programs Management

Northwestern

GM092 - Subcontract Monitoring Report

Subk End Date

Select a Subk start and end date to view
Subk end date information that fall
within the selected date range.

From Subk End Date

Jan 1, 1901



User Defined To Date



To Subk End Date

Dec 31, 2099



Award End Date

Select a Award End from and to date to view
award end date information that fall
within the selected date range.

From Award End Date

Jan 1, 1901



User Defined To Date



To Award End Date

Dec 31, 2099



Award/Contract Number

Select one or more Awards.

Tip: Only the first 300 results can be displayed. Enter more information
below and search again to reduce the number of search results.

Department Prompt

Use the radio buttons to select one or more departments from a tree or by ID/description.



☒ Tree

☐ Department Search & Select

Department Tree Node

Select one or more Department Tree Nodes.

All Departments

[Deselect all](#)

Second page of Optional Prompts:


Award/Contract Number

Select one or more Awards.

Tip: Only the first 300 results can be displayed. Enter more information below and search again to reduce the number of search results.

Keywords:

Type one or more keywords separated by spaces.

Search 

[Options](#) ▾

Results:

[Select all](#) [Deselect all](#)

Insert ➡

⬅ Remove

Choice:

[Select all](#) [Deselect all](#)

[Deselect all](#)

GCEA

Select one or more GCFAs.

-

Alice Park

Bernie Hadaway

Boetcher, Debora Ann

Bonnie Schorn

Bursik, Katherine

Carolyn Dulworth

Cheryl Albinak

Cheryl Kalent

Colleen Hull

Damon Mui

[Select all](#) [Deselect all](#)

Contract Status

Select one or more Contract Statuses.

-

ACTIVE

CLOSED

PENDING

[Select all](#) [Deselect all](#)


Project PI

Select one or more Project PIs.

Tip: Only the first 300 results can be displayed. Enter more information below and search again to reduce the number of search results.

Keywords:

Type one or more keywords separated by spaces.

Search 

[Options](#) ▾

Results:

[Select all](#) [Deselect all](#)

Insert ➡

⬅ Remove

Choice:

[Select all](#) [Deselect all](#)

Northwestern

Subcontract Monitoring Report

Subk End Dates: Between Jan 1, 1901 and Oct 18, 2048

Award End Dates: Between Jan 1, 1901 and Oct 18, 2048

Award ID ****	Contract Status	Sponsor Award Number	FAIN	FDP/RTC	Automatic Carryforward to NU	Award P1	Project P1	Award Begin Date	Award End Date	Fund	Project Department	Project Department Name	Project *	LOC ID	Bill Source	GCFA	GO	IE Subrecipient
SP00	ACTIVE	SP60AR064464-05	P60AR064464	Yes	No			8/1/16	7/31/18	610	5328000	Rheumatology		6455P	CHICAGO	Lorlei Cooley	Mary Rosenthal	Ann & Robert M. Lurie Children's Hospital of Chicago
SP00	ACTIVE	SP60AR064464-05	P60AR064464	Yes	No			8/1/16	7/31/18		5328000	Rheumatology		6455P	CHICAGO	Lorlei Cooley	Mary Rosenthal	Rehabilitation Institute of Chicago
SP00	ACTIVE	SP60AR064464-05	P60AR064464	Yes	No			8/1/16	7/31/18	610	5328000	Rheumatology		6455P	CHICAGO	Lorlei Cooley	Mary Rosenthal	Ohio State University
SP00	ACTIVE	SP60AR064464-05	P60AR064464	Yes	No			8/1/16	7/31/18	610	5328000	Rheumatology		6455P	CHICAGO	Lorlei Cooley	Mary Rosenthal	
SP00	ACTIVE	SP60AR064464-05	P60AR064464	Yes	No			8/1/16	7/31/18		5328000	Rheumatology		6455P	CHICAGO	Lorlei Cooley	Mary Rosenthal	Rush University Medical Center
SP00	ACTIVE	SP60AR064464-05	P60AR064464	Yes	No			8/1/16	7/31/18	610	5328000	Rheumatology		6455P	CHICAGO	Lorlei Cooley	Mary Rosenthal	

Right side of Report:


Award/Contract Number: SP0039128 - NRAMS Multidisciplinary Clinic
Project PI: All
Department: All
GCFA: All
Contract Status: ACTIVE

IE Subrecipient	IE Vendor ID	PS Subrecipient	PS Vendor ID	IE PROJ **	IE Executed	IE Subk Begin Date	IE Subk End Date	IE Cumulative Funded Amt	PS PO Total	PS Funds Disbursed *****	PS % Disbursed
Ann & Robert H. Lurie Children's Hospital of Chicago	0000021511	ANN & ROBERT H LURIE CHILDRENS HOSPITAL	0000021511	PROJ0011193	11/11/16	8/1/16	7/31/17	\$3,498.00	\$3,498.00	\$3,498.00	100.00%
Rehabilitation Institute of Chicago	0000021579			PROJ0011194	8/25/16	8/1/16	7/31/17	\$3,840.00			
Ohio State University	0000020644	OHIO STATE UNIVERSITY	0000020644	PROJ0011195	9/6/16	8/1/16	7/31/17	\$11,579.00	\$11,579.00	\$9,305.73	80.37%
		REHABILITATION INST RES CORP	0000016201						\$3,840.00	\$3,840.00	100.00%
Rush University Medical Center	0000021519			PROJ0011196	11/9/16	8/1/16	7/31/17	\$10,707.00			
		RUSH UNIVERSITY MEDICAL CENTER	0000016010						\$10,548.62	\$10,548.62	100.00%

GM093 – Cost Share Commitment Status

Presents revenue and expense data from NUFinancials Commitment Control for sponsored projects with cost sharing. It grants users a multi-year view of budget, revenue and expense on cost share funds, which elsewhere is available only on a single fiscal year basis. It also provides a comprehensive view of all departments committing cost share funds to a given sponsored project.

Navigation: School > Sponsored Programs Management

**NORTHWESTERN**
UNIVERSITY

GM093 - Cost Share Commitment Status

Date Options

Reporting Period
Use the radio button to select a period for which the report should be run.
☐ Inception To Date
☒ Fiscal Year & Accounting Period

From Date
Fiscal Year
Select a Fiscal Year.
From Fiscal Year
Accounting Period
Select an Accounting Period.
From Accounting Period

To Date
Fiscal Year
Select a Fiscal Year.
To Fiscal Year
Accounting Period
Select an Accounting Period.
To Accounting Period

Award
Select one or more Awards.

Tip: Only the first 300 results can be displayed. Enter more information below and search again to reduce the number of search results.
Keywords:
Type one or more keywords separated by spaces.

Options
Results:

Insert
Remove

Choice:

Select all Deselect all

Optional Columns
☐ Fund Description
☐ Department Description
☒ Project Title
☐ Original Sponsor
☐ Project PI

Department Prompt
Use the radio buttons to select one or more departments from a tree or by ID/description.
☒ Tree
☐ Department Search & Select
Department Tree Node
Select one or more Department Tree Nodes.

All Departments
Deselect all

Project Status
Use the radio buttons to filter projects based on status.
☐ All Projects
☒ Active Projects Only
☐ Inactive Projects Only
Project
Search by entering all or part of a Project ID or its title.
Tip: Only the first 300 results can be displayed. Enter more information below and search again to reduce the number of search results.
Keywords:
Type one or more keywords separated by spaces.

Options
Results:

Insert
Remove

Choice:

Select all Deselect all

Cost Share Commitment Status

Inception To Date

Contract: All
Department: All
Project Status: Active Projects Only
Project: _____

Account Type: Revenue

Fund	Department	Project	Award ID	Award PI	Sponsor	Project Title	Award Period	Fiscal Year	Budget	Transfers	Enc/PreEnc	Balance	
193	4011800	60031188	SP0011079		Temple University	Gentner: SLC: Admin	10/1/11 - 9/30/16	2015	\$635.00	\$635.00	\$0.00	\$0.00	
		193 - 4011800 - 60031188				\$1,176.00	\$1,176.00	\$0.00	\$0.00				
		60031188	SP0011079		Temple University	Gentner: SLC: Admin	10/1/11 - 9/30/16	2014	\$12,577.00	\$12,577.00	\$0.00	\$0.00	
		60031188	SP0011079		Temple University	Gentner: SLC: Admin	10/1/11 - 9/30/16	2015	\$13,986.00	\$13,986.00	\$0.00	\$0.00	
		193 - 4024200 - 60031188				\$26,563.00	\$26,563.00	\$0.00	\$0.00				
		4180000	60031188		SP0011079	Temple University	Gentner: SLC: Admin	10/1/11 - 9/30/16	2014	\$5,078.00	\$0.00	\$0.00	\$5,078.00
		4180000	60031188		SP0011079	Temple University	Gentner: SLC: Admin	10/1/11 - 9/30/16	2015	\$5,565.00	\$0.00	\$0.00	\$5,565.00
		193 - 4180000 - 60031188				\$10,643.00	\$0.00	\$0.00	\$10,643.00				
		4703000	60031188		SP0011079	Temple University	Gentner: SLC: Admin	10/1/11 - 9/30/16	2014	\$7,852.00	\$7,852.00	\$0.00	\$0.00
		4703000	60031188		SP0011079	Temple University	Gentner: SLC: Admin	10/1/11 - 9/30/16	2015	\$7,005.00	\$7,005.00	\$0.00	\$0.00
		193 - 4703000 - 60031188				\$14,857.00	\$14,857.00	\$0.00	\$0.00				
		4738000	60031188		SP0011079	Temple University	Gentner: SLC: Admin	10/1/11 - 9/30/16	2014	\$7,852.00	\$0.00	\$0.00	\$7,852.00
		4738000	60031188		SP0011079	Temple University	Gentner: SLC: Admin	10/1/11 - 9/30/16	2015	\$7,005.00	\$7,852.00	\$0.00	(\$847.00)
		193 - 4738000 - 60031188				\$14,857.00	\$7,852.00	\$0.00	\$7,005.00				
		8011200	60031188		SP0011079	Temple University	Gentner: SLC: Admin	10/1/11 - 9/30/16	2014	\$47,013.00	\$47,013.00	\$0.00	\$0.00
		8011200	60031188		SP0011079	Temple University	Gentner: SLC: Admin	10/1/11 - 9/30/16	2015	\$48,815.00	\$48,815.00	\$0.00	\$0.00
		193 - 8011200 - 60031188				\$95,828.00	\$95,828.00	\$0.00	\$0.00				
		Revenue				\$355,012.00	\$350,406.00	\$0.00	\$4,606.00				


Account Type: Expense

Fund	Department	Project	Award ID	Award PI	Sponsor	Project Title	Award Period	Fiscal Year	Budget	Expense	Enc./PreEnc.	Balance
191	8254100	60031188	SP0011079		Temple University	Gentner: SLC: Admin	10/1/11 - 9/30/16	2012	\$101,450.00	\$32,791.97	\$0.00	\$68,658.03
	8254100	60031188	SP0011079		Temple University	Gentner: SLC: Admin	10/1/11 - 9/30/16	2013	\$61,901.00	\$95,336.71	\$0.00	(\$33,435.71)
	8254100	60031188	SP0011079		Temple University	Gentner: SLC: Admin	10/1/11 - 9/30/16	2014	\$0.00	\$34,471.71	\$0.00	(\$34,471.71)
	8254100	60031188	SP0011079		Temple University	Gentner: SLC: Admin	10/1/11 - 9/30/16	2015	\$0.00	\$547.42	\$0.00	(\$547.42)
					191 - 8254100 - 60031188				\$163,351.00	\$163,147.81	\$0.00	\$203.19
193	8254100	60031188	SP0011079		Temple University	Gentner: SLC: Admin	10/1/11 - 9/30/16	2014	\$94,030.00	\$64,319.34	\$0.00	\$29,710.66
	8254100	60031188	SP0011079		Temple University	Gentner: SLC: Admin	10/1/11 - 9/30/16	2015	\$97,631.00	\$75,022.94	\$0.00	\$22,608.06
	8254100	60031188	SP0011079		Temple University	Gentner: SLC: Admin	10/1/11 - 9/30/16	2016	\$0.00	\$4,365.59	\$18,255.57	(\$22,621.16)
					193 - 8254100 - 60031188				\$191,661.00	\$143,707.87	\$18,255.57	\$29,697.56
Expense									\$355,012.00	\$306,855.68	\$18,255.57	\$29,900.75

GM094 – Cost Share Journal Details

Presents a detailed list of revenue transfers made to support cost share expenditures, as well as budget journals used to establish revenue budgets for departments contributing funds to support the cost sharing. It may be run independently or via a drill on project id from the GM093.

Navigation: School > Sponsored Programs Management





NORTHWESTERN
UNIVERSITY

GM094 - Cost Share Journal Details

Reporting Period
Use the radio button to select a period for which the report should be run.
☒ Inception To Date
☐ Fiscal Year & Accounting Period

Award
Select one or more Awards.

Tip: Only the first 300 results can be displayed. Enter more information below and search again to reduce the number of search results.
Keywords:
Type one or more keywords separated by spaces.
 
[Options](#) 
Results:

[Select all](#) [Deselect all](#)

Choice:



[Select all](#) [Deselect all](#)

Department Prompt
Use the radio buttons to select one or more departments from a tree or by ID/description.
☒ Tree
☐ Department Search & Select
Department Tree Node
Select one or more Department Tree Nodes.

☐ All Departments

[Deselect all](#)

Project Status
Use the radio buttons to filter projects based on status.
☐ All Projects
☒ Active Projects Only
☐ Inactive Projects Only

Project
Search by entering all or part of a Project ID or its title.
Tip: Only the first 300 results can be displayed. Enter more information below and search again to reduce the number of search results.
Keywords:
Type one or more keywords separated by spaces.
 
[Options](#) 
Results:

[Select all](#) [Deselect all](#)

Choice:

60031188

[Select all](#) [Deselect all](#)

Cost Share Journal Details

Inception To Date

Contract: All
Department: All
Project Status: Active Projects Only
Project:

ACTUALS JOURNALS:

Fund	Department ID	Project	Account	Amount	Department Name	Award ID	Award PI	Project PI	Journal ID	Journal Date	Journal Description	Fiscal Year	Accounting Period	Status	Created By
191	4001510	60031188	88802	(\$13,746.00)	Matching Funds	SP0011079			0000196491	8/8/12	TFR; ;; FY12 WCAS cost share commitment to Prof Gertner project 60031188	2012	12	Posted	
191	4001510	60031188	88802	(\$8,465.00)	Matching Funds	SP0011079			0000239173	5/3/13	TFR; ;; FY13 WCAS cost share commitment to Prof Gertner project 60031188	2013	09	Posted	
193	4001510	60031188	88802	(\$13,117.00)	Matching Funds	SP0011079			0000290269	4/2/14	TFR; ;; FY14 WCAS cost share commitment to Prof Gertner project 60031188	2014	08	Posted	
193	4001510	60031188	88802	(\$14,620.00)	Matching Funds	SP0011079			0000349715	4/16/15	TFR; ;; FY15 WCAS cost share commitment to Prof Gertner project 60031188	2015	08	Posted	
191	4011800	60031188	88802	(\$558.00)	Statistics	SP0011079			0000198861	8/27/12	TFR; ;; FY12 cost share from Dept of Statistics to Prof's Gertner/Hedges; \$558 from 110-4011800 to 191-4011800-60031188-01	2012	12	Posted	
191	4011800	60031188	88802	(\$570.00)	Statistics	SP0011079			0000213242	11/6/12	TFR; ;; FY13 cost share from Dept of Statistics to Prof's Gertner/Hedges; \$570 from 110-4011800 to 191-4011800-60031188-01	2013	03	Posted	
193	4011800	60031188	88802	(\$541.00)	Statistics	SP0011079			0000308442	8/4/14	TFR; ;; FY14 cost share from Dept of Statistics to Prof's Gertner/Hedges; \$541 from 110-4011800 to 191-4011800-60031188-01	2014	12	Posted	
193	4011800	60031188	88802	(\$635.00)	Statistics	SP0011079			0000366780	8/6/15	TFR; ;; FY15 cost share from Dept of Statistics to Prof's Gertner/Hedges; \$635 from 110-4011800 to 193-4011800-60031188-01	2015	12	Posted	
191	4024200	60031188	88802	(\$13,189.00)	Psychology	SP0011079			0000198541	8/21/12	TFR; ;; FY12 costshare commitment from Psych depart to Desire Gertner To: 191-4024200-60031188 from: 171-4024200-10002977	2012	12	Posted	
191	4024200	60031188	88802	(\$8,125.00)	Psychology	SP0011079			0000237331	4/24/13	TFR; ;; FY2013 Gertner SILC cost sharing. Year 2 of 5 year commitment from Psychology	2013	08	Posted	
193	4024200	60031188	88802	(\$12,577.00)	Psychology	SP0011079			0000303523	7/2/14	TFR; ;; FY14 Year 3 of 5 transferring funds to cover Voluntary Committed Cost sharing for 60031188,Gertner, SILC	2014	11	Posted	
193	4024200	60031188	88802	(\$13,986.00)	Psychology	SP0011079			0000363641	7/21/15	TFR; ;; FY15: Year 4 of 5 Psych cost share contribution to Gertner SILC from: 171-4024200-10002977-01 to: 193-4024200-60031188-01	2015	11	Posted	
191	4180000	60031188	88802	(\$5,174.00)	SESP Research Activities	SP0011079			0000198025	8/17/12	TFR; ;; FY12 (year 6) commitment from SESP to SILC. This is year 1 of 5 year commitment from SESP.	2012	12	Posted	
191	4180000	60031188	88802	(\$5,388.00)	SESP Research Activities	SP0011079			0000248963	7/16/13	TFR; ;; FY13 (year 7) commitment from SESP to SILC. This is year 2 of 5 year commitment from SESP.	2013	11	Posted	
191	4180000	60031188	88802	(\$10,643.00)	SESP Research Activities	SP0011079			0000351644	4/30/15	TFR; ;; FY14-15 (year 8-9) commitment from SESP to SILC. This is year 3 and 4 of 5 year commitment from SESP.	2015	08	Posted	
191	4703000	60031188	88802	(\$9,029.00)	McCormick Research Admin	SP0011079			0000209326	10/9/12	TFR; ;; Dean's Office Cost Share Commitment to Prof. Ken Forbus' SILC (FY12 Year 1)	2013	02	Posted	
191	4703000	60031188	88802	(\$5,401.00)	McCormick Research Admin	SP0011079			0000242174	5/28/13	TFR; ;; Gertner's (Forbus and Ankenmann) Spatial Intelligence and Learning Center (SILC). McCormick Dean's Office commitment YR 2.	2013	09	Posted	
193	4703000	60031188	88802	(\$7,852.00)	McCormick Research Admin	SP0011079			0000304539	7/8/14	TFR; ;; Gertner's (Forbus and Ankenmann) Spatial Intelligence and Learning Center (SILC). McCormick Dean's Office commitment YR 3.	2014	11	Posted	
193	4703000	60031188	88802	(\$7,005.00)	McCormick Research Admin	SP0011079			0000363100	7/17/15	TFR; ;; Gertner's (Forbus and Ankenmann) Spatial Intelligence and Learning Center (SILC). McCormick Dean's Office commitment YR 4.	2015	11	Posted	
191	4738000	60031188	88802	(\$9,029.00)	Blect Eng. & Comp. Sci. (EECS)	SP0011079			0000198277	8/20/12	TFR; ;; Cost share agreement with SILC. (EECS/K. Forbus)	2012	12	Posted	

GM095 – Clinical Trial Actuals Balance Report

Used by PI's, Department Administrators, Schools, and ASRSP to review the actual balances for Clinical Trial contracts by fiscal year end and inception-to-date on direct cost expenses with and without F&A, Encumbrances, payments received, budget amount and Open A/R along with some contract demographic data.

Navigation: School > Sponsored Programs Management

Northwestern

GM095 - Clinical Trial Actuals Balance Report

Date Options

Select a [date option](#)

- ☐ Current Period
☐ Previous Period
☒ User Defined Period

Fiscal Year

Select a Fiscal Year.

Fiscal Year

Accounting Period

Select an Accounting Period.

Accounting Period

Manager/Reviewer

Search by entering all or part of a Manager/Reviewer Name or NetID.

Tip: Only the first 300 results can be displayed. Enter more information below and search again to reduce the number of search results.

Keywords:

Type one or more keywords separated by spaces.

[Options](#) ▾

Results:

[Select all](#) [Deselect all](#)

Choice:

[Select all](#) [Deselect all](#)

Department Prompt

Use the radio buttons to select one or more departments from a tree or by ID/description.

- ☒ Tree
☐ Department Search & Select

Department Tree Node

Select one or more Department Tree Nodes.

All Departments

[Deselect all](#)

Project Status

Use the radio buttons to filter projects based on status.

- ☒ All Projects
☐ Active Projects Only
☐ Inactive Projects Only

Award ID

Select one or more Award IDs.

Tip: Only the first 300 results can be displayed. Enter more information below and search again to reduce the number of search results.

Keywords:
Type one or more keywords separated by spaces.

Search

[Options](#) ▾

Results:

Select all

Deselect all

Choice:

Select all

Deselect all

Insert

Remove

Project

Select one or more Projects.

Tip: Only the first 300 results can be displayed. Enter more information below and search again to reduce the number of search results.

Keywords:
Type one or more keywords separated by spaces.

Search

[Options](#) ▾

Results:

Select all

Deselect all

Choice:

Select all

Deselect all

Insert

Remove

Cancel

< Back

Next >

Finish

Northwestern

GM095 - Clinical Trial Actuals Balance Report

Award PI

Select one or more Award PIs.

Tip: Only the first 300 results can be displayed. Enter more information below and search again to reduce the number of search results.

Keywords:
Type one or more keywords separated by spaces.

Search

[Options](#) ▾

Results:

Select all

Deselect all

Choice:

Select all

Deselect all

Insert

Remove

Sponsor

Select one or more Sponsors.

Tip: Only the first 300 results can be displayed. Enter more information below and search again to reduce the number of search results.

Keywords:
Type one or more keywords separated by spaces.

Search

[Options](#) ▾

Results:

Select all

Deselect all

Choice:

Select all

Deselect all

Insert

Remove

Clinical Trial Actuals Balance Report
 For Fiscal Year 2017
 As of Accounting Period 1 - September 2016 (Open)

Award ID	Project ID	Project PI	EMPLID	Sponsor Award Number	Department ID	Department Description	Sponsor Name	Originating Sponsor Name	Award Title	Award Begin Date	Award End Date	Award Status	F&A Rate	Budget Amount (A)	Total Payments Applied (B)	FY Direct Exp (F&A Base) (C)
										7/17/1996	3/9/2011	Closed Contract	35.00%	\$94,000.00	\$94,000.00	\$0.00
										7/1/1994	6/20/2006	Closed Contract	0.00%	\$1,068,954.00	\$1,068,954.00	\$0.00
										12/2/1996	12/8/2008	Closed Contract	0.00%	\$7,600.00	\$7,600.00	\$0.00
										3/7/1997	3/12/2010	Closed Contract	35.00%	\$156,793.54	\$156,793.65	\$0.00
										3/1/1997	11/8/2010	Closed Contract	0.00%	\$534,956.00	\$534,956.00	\$0.00

Fiscal Year: Current Period
Accounting Period: Current Period
Manager/Reviewer: All
Award ID: All
Department: All
Project Status: All Projects
Project: All
Award PI: All
Sponsor: All

FY Direct Exp (Non F&A Base) (D)	FY F&A Exp (E)	FY Total Exp (C + D + E = F)	Incep-TD Direct Exp (F&A Base) (G)	Incep-TD Direct Exp (Non F&A Base) (H)	Incep-TD F&A Exp (I)	Incep-TD Total Exp (G + H + I = J)	Direct Cost and F&A Enc/PreEnc (K)	Clinical Trial Balance (B - J - K = L)	Clinical Trial Balance Less F&A (L / I + F&A Rate = M)	Open A/R (N)	Projected Total Balance (L + N = O)	Award Description
\$0.00	\$0.00	\$0.00	\$63,306.22	\$0.00	\$21,556.56	\$84,862.78	\$0.00	(\$862.78)	(\$639.10)	\$0.00	(\$862.78)	
\$0.00	\$0.00	\$0.00	\$0.00	\$504,852.61	\$131,261.68	\$636,114.29	\$0.00	\$432,839.71	\$432,839.71	\$0.00	\$432,839.71	
\$0.00	\$0.00	\$0.00	\$0.00	\$500.00	\$175.00	\$675.00	\$0.00	\$6,925.00	\$6,925.00	\$0.00	\$6,925.00	
\$0.00	\$0.00	\$0.00	\$117,205.71	\$0.00	\$40,433.39	\$157,639.10	\$0.00	(\$845.45)	(\$626.26)	\$0.00	(\$845.45)	
\$0.00	\$0.00	\$0.00	\$0.00	\$534,956.00	\$0.00	\$534,956.00	\$0.00	\$0.00	\$0.00	\$0.00	\$0.00	